

GP4000M Series and LT4000 Series ATEX/IECEX Instruction Guide www.pro-face.com

Concerning the use of GP4000M Series and LT4000 Series for applications in potentially explosive atmospheres (Zones 2/22)

Schneider Electric Japan Holdings Ltd.
4-4-9 Kitahama, Chuo-Ku, Osaka-Shi,
Osaka, 541-0041 JAPAN

Type examination certificate: INERIS 13ATEX3017X
IECEX Certificate of Conformity: IECEX INE16.0015X

SAFETY INSTRUCTIONS

Read these instructions carefully, and look at the equipment to become familiar with the device before trying to install, operate, or maintain it. The following special messages may appear throughout this documentation or on the equipment to warn of potential hazards or to call attention to information that clarifies or simplifies a procedure.



The addition of this symbol to a “Danger” or “Warning” safety label indicates that an electrical hazard exists which will result in personal injury if the instructions are not followed.



This is the safety alert symbol. It is used to alert you to potential personal injury hazards. Obey all safety messages that follow this symbol to avoid possible injury or death.



DANGER

DANGER indicates a hazardous situation which, if not avoided, **will result in death or serious injury.**



* N H A 3 9 4 1 1 0 2 *

The information in this document is subject to change without notice.
Copyright © 2018/03 Schneider Electric Japan Holdings Ltd.
All Rights Reserved.
NHA39411 02
Printed in

Pro-face
by Schneider Electric

WARNING

WARNING indicates a hazardous situation which, if not avoided, **could result in** death or serious injury.

CAUTION

CAUTION indicates a hazardous situation which, if not avoided, **could result in** minor or moderate injury.


NOTICE

NOTICE is used to address practices not related to physical injury.

PLEASE NOTE

Electrical equipment should be installed, operated, serviced, and maintained only by qualified personnel. No responsibility is assumed by Schneider Electric or any of its affiliates or subsidiaries (hereinafter, referred to as Schneider Electric) for any consequences arising out of the use of this material. A qualified person is one who has skills and knowledge related to the construction and operation of electrical equipment and its installation, and has received safety training to recognize and avoid the hazards involved.

SCOPE

This present document applies when the GP4000M Series and LT4000 Series bears  marking and provides important information when used in hazardous areas. This documentation has to be kept and always refer to those instructions for installation, operation, maintenance or evolution of your system.

You can download this instruction guide at www.pro-face.com.

If any translation is needed, you can contact your local Pro-face support or sales center.

GP4000M Series and LT4000 Series are only supplied with 24 Vdc.

Relevant Standards

These terminals have been manufactured in accordance with:

- Standard EN 60079-0 (2012) + A11 (2013) and IEC 60079-0 (2011): Explosive atmospheres - Part 0: Equipment - General requirements.
- Standard EN 60079-15 (2010) and IEC 60079-15 (2010): Explosive atmospheres - Part 15: Equipment protection by type of protection “n”.
- Standard EN 60079-31 (2014) and IEC 60079-31 (2013): Explosive atmospheres - Part 31: Equipment dust ignition protection by enclosure “t”.



DANGER

POTENTIAL FOR EXPLOSION


Install, use, and maintain these modules in accordance with:

- Standard IEC 60079-14 (2013): Explosive atmospheres - Part 14: Electrical installations design, selection and erection.
- Standard EN 60079-17 (2013): Inspection and maintenance of electrical installations in hazardous areas.
- Standard EN 61241-14 (2004): Electrical apparatus for use in the presence of combustible dust, Part 14: Electrical apparatus protected by enclosures. Selection, installation and maintenance.
- Edicts, by-laws, laws, directives, circulars, standards, regulations and any other document relating to where the apparatus is installed.

Failure to follow these instructions will result in death or serious injury.

Permitted zones of application

Refer to the section "Markings" to get information about the permitted zones of protection and the types of protection.

- GP4000M Series and LT4000 Series installed in zones 2/22 hazardous areas must be certified and bear the  marking
- Ensure with the marking that the terminals are compatible with the conditions permitted for the hazardous area at the site where it is being used.

Installation, Operation and Maintenance

Make sure you follow all the recommendations in the GP-4201TM/4301TM/4000M Hardware Manual and LT-4201TM/4301TM Hardware Manual, and additionally those listed below.



DANGER

POTENTIAL FOR EXPLOSION

- Confirm that the location is free from explosively hazardous gases or dust before connecting or disconnecting equipment, replacing or wiring modules.
- Make sure that the ambient temperature in protective enclosure never exceeds 50 °C.
- Confirm each interface (COM, Ethernet, USB, power line, ...) has been securely locked.
- Confirm that any USB cable has been attached with its appropriate clamp.
- Install the modules in an enclosure EPL Gc insuring a minimal ingress protection IP54 for use in zone 2 and in an enclosure EPL Dc insuring a minimal ingress protection IP6X for use in zone 22.
- Do not install the modules in the environment more than Pollution Degree 2 as defined in IEC 60664-1.
- Do not open the enclosure when an explosive atmosphere is present.
- Confirm that the power supply has been turned OFF before disconnecting, replacing or wiring modules.
- Ensure that ground at power supply is properly connected.
- Do not use equipment that has been damaged.
- Implement method to avoid risk of electrostatic discharge at using zone 2 and 22 areas. See the details at Note.
- Take into consideration during the installation, that the product underwent only a shock corresponding to an energy of a low risk at 2J.
- Do not expose the terminal to direct sunlight.
- Do not allow layers of dust to form on GP4000M Series and LT4000 Series: it should be cleaned regularly.




Failure to follow these instructions will result in death or serious injury.

NOTE: GP4000M Series and LT4000 Series have risk of electrostatic discharge. If the product is operating in zone 2/22 areas, the following instructions must be applied:

- Use non-conductive gloves (e.g. Electrosoft Latex Gloves by Honeywell Safety) made of leather, plastic or rubber whose surface resistance is more than 1 GΩ at 23 ± 2 °C and 50 ± 5 % relative humidity.
- Use a non-conductive touch pen (e.g. CA7-TPPEN/ALL-01 by Pro-face) made of plastic material whose surface resistance is more than 1 GΩ at 23 ± 2 °C and 50 ± 5 % relative humidity to all terminals.

Markings

ATEX and IECEx markings, applied to the GP4000M Series and LT4000 Series are as follows:

Models	Marking
PFXGM4201TAD PFXGM4301TAD PFXGP4B01D PFXXM4200TP PFXXM4300TP PFXLM4201TADDC PFXLM4201TADDK PFXLM4301TADDC PFXLM4301TADDK PFXLM4B01DDC PFXLM4B01DDK PFXLM4201TADAC PFXLM4201TADAK PFXLM4301TADAC PFXLM4301TADAK PFXLM4B01DAC PFXLM4B01DAK	<p data-bbox="443 278 894 329">Schneider Electric Japan Holdings Ltd. 541-0041 Osaka Japan</p> <div data-bbox="459 346 749 430"></div> <p data-bbox="443 470 695 631">INERIS 13ATEX3017X IECEx INE 16.0015X II 3 G D Ex nA nC IIC T4 Gc Ex tc IIIC T135°C Dc Tamb: 0°C to +50°C</p> <p data-bbox="443 666 871 773">WARNING - Do not disconnect when circuit is live. - Potential electrostatic charging hazard (see instructions).</p>
<p data-bbox="118 787 194 809">NOTE:</p> <ul data-bbox="118 816 907 918" style="list-style-type: none"><li data-bbox="118 816 907 867">• Other required elements such as product reference, serial number and date code of manufacture are already marked on products.<li data-bbox="118 870 907 918">• All models may be followed by alphanumeric characters and there is no impact safety related critical components and constructions.	




EU DECLARATION OF CONFORMITY

We: Schneider Electric Industries SAS
35 rue Joseph Monier
Rueil Malmaison 92506 - France

Hereby declare under our own responsibility that the products:

Trademark	Pro-face by Schneider Electric
Product, Type	Human Machine Interface GP400M Series: PFXGM4201TAD, PFXGM4301TAD, PFXGM4B01D, PFXXM4200TP, PFXXM4300TP Includes models with additional alphanumeric characters at the end of the model number.
List of reference and options	See the GP400M Series and LT4000 Series ATEX/ IECEx Instruction Guide.

Are in conformity with the requirements of the following directives and conformity was checked in accordance with the following standards.

Directive	Harmonized standard / Notified body reference
ATEX Directive 2014/34/EU	EN 60079-0: 2012 / A11: 2013, EN 60079-15: 2010, EN 60079-31: 2014
(* According to art 41.2, certificates issued under Directive 94/9/EC shall be valid under this directive.	EC Type examination certificate: INERIS 13ATEX3017X (*) and IECEx INE 16.0015X    II 3 G D Ex nA nC IIC T4 Gc Ex tc IIIC T135°C Dc Tamb: 0°C to +50°C By INERIS: Parc Technologique ALATA, 60550 Verneuil en Halatte - France

Subject to correct installation, maintenance and use conforming to its intended purpose, to the applicable regulations and standards, to the supplier's instructions and to accepted rules of the art. This declaration becomes invalid in the case of any modification to the products not authorized by us.

Compliance with the ATEX Directives will require the application of ATEX guide giving requirements, details and advices for installation of products used. The guides are available on www.pro-face.com

Issued at Carros - FRANCE: March 2nd, 2018



Name: Alain BERNERD
Industrial Control & Drives
Customer Satisfaction & Quality
Vice President



EU DECLARATION OF CONFORMITY

We: Schneider Electric Industries SAS
35 rue Joseph Monier
Rueil Malmaison 92506 - France

Hereby declare under our own responsibility that the products:

Trademark	Pro-face <small>by Schneider Electric</small>
Product, Type	Human Machine Interface LT4000 Series: PFXLM4201TADDC, PFXLM4201TADDK, PFXLM4301TADDC, PFXLM4301TADDK, PFXLM4B01DDC, PFXLM4B01DDK, PFXLM4201TADAC, PFXLM4201TADAK, PFXLM4301TADAC, PFXLM4301TADAK, PFXLM4B01DAC, PFXLM4B01DAK Includes models with additional alphanumeric characters at the end of the model number.
List of reference and options	See the GP4000M Series and LT4000 Series ATEX/IECEX Instruction Guide.

Are in conformity with the requirements of the following directives and conformity was checked in accordance with the following standards.

Directive	Harmonized standard / Notified body reference
ATEX Directive 2014/34/EU	EN 60079-0: 2012 / A11: 2013, EN 60079-15: 2010, EN 60079-31: 2014
(*) According to art 41.2, certificates issued under Directive 94/9/EC shall be valid under this directive.	EC Type examination certificate: INERIS 13ATEX3017X (*) and IECEx INE 16.0015X    II 3 G D Ex nA nC IIC T4 Gc Ex tc IIIC T135°C Dc Tamb: 0°C to +50°C By INERIS: Parc Technologique ALATA, 60550 Verneuil en Halatte - France

Subject to correct installation, maintenance and use conforming to its intended purpose, to the applicable regulations and standards, to the supplier's instructions and to accepted rules of the art. This declaration becomes invalid in the case of any modification to the products not authorized by us. Compliance with the ATEX Directives will require the application of ATEX guide giving requirements, details and advices for installation of products used. The guides are available on www.pro-face.com

Issued at Carros - FRANCE: March 2nd, 2018



Name: Alain BERNERD
Industrial Control & Drives
Customer Satisfaction & Quality
Vice President