


4




What You Want to Do with Pro-Server EX


4.1	Creating a Form	4-2
4.2	Reading from GP to PC	4-2
4.3	Reading from PC to GP	4-3
4.4	Reporting Alarm by E-mail	4-3
4.5	Starting Optional Application	4-3
4.6	Sending Data between Devices	4-4
4.7	Monitoring Site Status from the Office.....	4-4
4.8	Designing Your Own Program.....	4-4


4.1 Creating a Form


Creating a Form	
This feature allows you to create various forms in Excel format automatically such as management charts and reports based on the data read from the GP or the Device/PLC. 'Pro-Server EX' prepares a wide variety of templates that are applicable to the formats frequently used in production sites.	 "5 Creating a Form Using Excel"


4.2 Reading from GP to PC

Reading in CSV File	
This feature allows you to read plural data of the GP and the Device/PLC and write the read data in a CSV format file.	 "7 Writing Device/PLC Data in CSV File"


Reading in Excel File	
This feature allows you to read plural data of the GP and the Device/PLC and write the read data in an Excel format file.	 "6 Writing Device/PLC Data in Excel File"


Reading in Database	
This feature allows you to read plural data of the GP and the Device/PLC and write the read data in a specified relational database.	 "8 Writing Device/PLC Data in Database"


Reading Filing Data	
This feature allows you to read filing data of the backup SRAM of the GP or the CF card and write the read data in an Excel format file.	 "17 Writing GP Filing Data in Excel"


Importing GP Capture Data	
This feature allows you to capture a capture screen (JPEG file) of the GP automatically or manually and save the captured screen.	 "11 Importing GP Capture Data (JPEG)"

4.3 Reading from PC to GP


Writing CSV Data	
This feature allows you to read plural data of a CSV format file on the PC and write the read data in a specified device of the GP or the Device/PLC.	 "13 Writing CSV File Data in Device/PLC"

Writing Excel Data	
This feature allows you to read plural data of an Excel format file on the PC and write the read data in a specified device of the GP or the Device/PLC.	 "12 Writing Excel Data in Device/PLC"


Writing Database Data	
This feature allows you to read plural data of the relational database and write the read data in a specified device of the GP or the Device/PLC.	 "14 Reading Device/PLC from Database"

Writing Filing Data	
This feature allows you to edit the filing data having read in the PC and write the edited data in the backup SRAM of the GP or a CF card.	 "18 Returning Read Filing Data to GP"


4.4 Reporting Alarm by E-mail

Reporting Alarm by E-mail	
This feature allows you to send a preset e-mail message such as warning when a preset event occurs such as change in data.	 "15 Reporting Alarm by E-mail"


4.5 Starting Optional Application


Starting Optional Application	
This feature allows you to activate arbitrary software such as 'Memo' when a preset event occurs such as change in data.	 "16 Starting Optional Application"


4.6 Sending Data between Devices


Sending Data between Devices	
<p>This feature allows you to exchange data between the Device/PLCs being connected to the GP even when the PC is not connected. This enables data sharing regardless of the types of the Device/PLCs and data.</p>	<p> "19 Sending Data between Devices"</p>

4.7 Monitoring Site Status from the Office


Monitoring Operational Status of Device/PLC	
<p>This feature allows you to monitor the current status of each entry node and Device/PLC (e.g. scan time, error information).</p>	<p> "28.2 Monitoring Operational Status"</p>

Monitoring Device Values	
<p>This feature allows you to monitor the current values of specified devices. This feature is useful when you want to confirm the values of continuous device addresses. This feature also allows you to write device values.</p>	<p> "28.3 Monitoring Device Values"</p>

Monitoring Device Values by Symbol	
<p>This feature allows you to monitor the current values of specified symbols. This feature is useful when you want to confirm the values of non-sequential device addresses at the same time. This feature also allows you to write device values.</p>	<p> "28.4 Monitoring Symbol Values"</p>

Confirming Errors and Messages	
<p>This feature allows you to confirm past and current system event logs such as various messages and errors of 'Pro-Server EX'.</p>	<p> "28.5 Monitoring System Event Logs"</p>

4.8 Designing Your Own Program

Designing Your Own Program	
<p>'Pro-Server EX API' allows you to access from application program created in VB ('Visual Basic'), VC ('Visual C++'), VB .NET, or C# .NET to a specified device of the GP or the Device/PLC.</p>	<p> "27 Designing Your Own Program"</p>