

1 | Welcome to GP-Pro EX

This manual explains the features of GP-Pro EX, the available functions supported by each display model. This also explains the model environment of the manual.

1.1	About GP-Pro EX.....	1-2
1.2	Model Environment.....	1-5
1.3	Supported Features	1-5

1.1 About GP-Pro EX

GP-Pro EX is screen editing software designed for Digital Electronics Corporation Programmable Displays. You can edit screens with easy operations.

1.1.1 Features

- The convenient features help you reduce drawing steps
Many features enable you to draw and edit easily. For example, Fixing Pin Function ensures smoother editing by fixing object(s) to the background, and Guideline Display helps you adjust the positions of parts you have already placed on the screen.
- A wide variety of attractive image parts and fonts help you create easy-to-understand screens
Many high quality image parts that look similar to real parts are available.
- A clear, easy-to-view display
The high-quality screen offers excellent visibility. With TFT Color LCD: 65536 Colors standard, STN Color LCD: 4096 Colors standard, and with Monochrome LCD: 16 shades of gray. The subtle colors of JPEG and BMP files are clearly displayed on TFT Color models.
- Japanese/English Menu Language
The software menu language can be toggled easily between Japanese and English to accommodate operator preference.
- Multiple languages can be displayed on the screen at once
Available languages include Japanese, ASCII supported languages, Simplified and Traditional Chinese, Korean, Cyrillic Alphabet and Thai. You can also switch languages during operation.
- Multiple device/PLC can be connected
You can communicate with up to four different types of device/PLC. Different device/PLC addresses can be used on the same screen.
- Address Mapping
Address settings on parts can be done easily with a simple drag and drop operation.
- Developing Logic Program
You can create Logic Program to control external devices directly from the display. Variables created for the Logic Program are unified, so you can create a program easily using both logic screens and drawing screens.
- Easy On-line Update
An online update service is available. You can download and update your software and manual to maintain the latest version.

1.1.2 Main features of GP-Pro EX Version 2.0 or later

Features that have been added, or upgraded, since the release of GP-Pro EX version 1.1 are listed below.

- **More models supported**
In addition to the GP3000 Series, added support for the LT3000 Series and some IPC Series (PC/AT) models. The IPC Series (PC/AT) can be used to emulate a GP.
- **Simulation on your computer display**
You can run a simulation on your computer display to make sure it works as you intended before transferring the data to the display.
- **Searching parts from Comment, Label/Text**
Search parts that meet criteria from among all parts that have been set. The parts can also be replaced.
- **Display and operate the computer display on the working display**
You can view the computer display on the working display to use the touch-operating RPA Function.
- **Save data on a USB storage device**
Now your data can be stored on an external memory for models that do not support CF Card I/F. You can also transfer projects using a USB storage device.
- **More convenient selection and placement of parts**
Using the Parts Toolbox, drag and drop parts onto the screen. Register frequently used parts as your Favorites. You can also drag and drop from the Color Settings window to change part colors.
- **You can edit the Logic Program during operation**
- **Check device/PLC data in a list**
You can use the Device Monitor to list and change the current value of external devices and PLCs.
- **Enhanced security**
You can now retrieve the operation log. By setting up user IDs and passwords, you can identify the display operator, to help you determine the cause of problems. Support for global interlock is also available, which disables touch operation on all screens.
- **Able to operate the display unit remotely**
You can operate a remote display unit over the network from a PC.
- **Use a network printer to output data**
You can set up a PC on the network to act as a printer server, to print out data from the display unit using the printer on a network.

1.1.3 Main features of GP-Pro EX Version 2.2 or later

Features that have been added since the release of GP-Pro EX Version 2.2 are listed below.

- You can move a part or drawing on the screen, or change colors.
You can activate the screen by rotating or moving the part or drawing placed on the screen or use it as security by switching show/hide. Also, changing the color at specified intervals allows you to highlight the display content.
- Multiple GP can be connected to one PLC.
A Slave GP will access the PLC via a Master GP that connects to PLC.
If multiple GP are connected, communication efficiency remains high because of the Ethernet between the master and slaves. When multiple GP are connected while one GP is in operation, operation of the other can be locked.
- Support of handy type GP
Portable operating GP are now supported.
- Enhanced Graph Function
Functions useful for graphs have been added.
You can display a standard or ideal line, only the channel that you want to watch, or display by changing the scale or value of two word devices as a pair.
- Enhanced security function
It is now possible to set passwords for parts. It is no longer necessary to create a screen for security settings. The operation log can also be obtained for each part unit.
It's easier to change a password if a user changes, because the password can be changed by touch operation even when you are online.
- A text table can be edited without transferring the project data.
Store the text table data to the external storage in CSV format to overwrite on GP. When you want to change the alarm message or labels, you do not need to repeat the data transmission.
- Multiple switch features can be set for one part.
Up to 256 switch features can be set for one selector list. A space on the screen can be fully used, because there is no need to place multiple switches.
- A message can be sent at the same time to all GP connected to the PC at the upper level.
If a bulletin message display is placed, you can check a message sent to you on GP. If the display is placed on the window screen, the message display screen may be forced through even if another screen is displayed.
- Enhanced LT series function
In the LT series, the special I/O order is now enabled, making it easier to control the special I/O function.
- The number of logic steps have been extended
The upper limit of steps that can be set in the logic program is extended to 6,000 steps.
- Enhanced security function of remote operation
In the Web Server function and GP-Viewer function, you can prohibit writing in via remote operation. Also, in GP-Viewer function, you can set to prohibit operation from another GP while one GP is in operation.

1.2 Model Environment

The explanations of operations and functions in this manual are based on the following system structure.

In other system configurations, the display and part names may differ. If so, replace the names with those with similar features used in your system configuration.

Standard Structure

Hardware/Software	Model system specifications	Notes
Operating System	Windows [®] 2000	
Device/PLC	Mitsubishi Electric Q/QnA Serial Communication Series	
Display	AGP-3500T	Video/Movie feature uses AGP-3550T as a model system and Logic Program feature uses GP-3500T-FN1M.
Connection Method of the computer and display	USB cable connection	Digital Electronics Corporation USB Transfer Cable CA3-USBCB-01, Sold Separately

1.3 Supported Features

The following tables provide information on supported features for GP series Displays.

1.3.1 GP-3200 Series

O: Supported o: Limited to certain models X: Not supported		AGP-3200T	AGP-3200A
GP-3200 Series			
Drawing with 256 Colors* ¹	☞ page 8-36	O	X
Faded Color Blink	☞ page 5-149	O	X
Simultaneous communication with multiple devices/PLCs	☞ page 7-4	O* ²	O* ²
LAN Connection	☞ page 7-8	O	O
Modem Transfer	☞ page 33-50	O	O
SIO Transfer (COM Connection)	☞ page 33-66	O	O
CF Card Connect Function for Transfer Tool	☞ page 33-29	X	X
CF Memory Loader Tool	☞ page 33-37	X	X
USB Memory Loader Tool Function	☞ page 33-37	O	O
Backup SRAM's CF Save	☞ page 5-167	X	X
Alarm History (Save as CSV)	☞ page 19-54	O* ³	O* ³
Sampling Data (Save as CSV)	☞ page 24-20	O* ³	O* ³
Recipe Transfer (Transfer CSV Data)	☞ page 25-10	O* ³	O* ³
Edit data in CSV Display	☞ page 25-29	O* ³	O* ³
Filing Data Save	☞ page 25-41	O* ³	O* ³
File Manager Feature	☞ page 25-83	O* ³	O* ³
Display JPEG Files on CF Card	☞ page 8-69	X	X
Screen Capture	☞ page 11-18	X	X
AUX	☞ page 26-10	X	X
Sound Output Feature	☞ page 26-3	X	X
Record/Play Movies	☞ page 27-13	X	X
Video Module Unit Connection	☞ page 27-52	X	X
Logic Programing	☞ page 29-3	X	X
Variables	☞ page 29-26	O* ⁴	O* ⁴
Retentive Variables Function	☞ page 29-75	X	X
I/O Driver	☞ page 30-19	X	X
Remote PC Access	☞ page 36-2	X	X
Device monitor* ⁵	☞ page A-46	O	O
Ladder monitor* ⁵	☞ page A-46	X	X
Reverse Display	☞ page 5-149	X	O
Change Backlight Color	☞ page 5-199	X	O
Detect Backlight Burnout	☞ page 5-151	X	X
Cross Cursor Display	-	O	O
Portrait Orientation	☞ page 5-103	O	O
User Screen Area 8 MB	☞ page 6-5	X* ⁶	X* ⁶
GP-Viewer EX	☞ page 37-2	O	O
Web Server	☞ page 37-33	O	O
GP Remote Printer Server	☞ page 34-15	X	X
Animation	-	O* ⁷	O* ⁷
Ethernet Multilink	☞ page 7-27	O* ⁸	O* ⁸


Supported Features

- *1 For information about the display color, please refer to the Hardware Manual or see "8.5.1 Setting Colors" (page 8-36).
- *2 Connect up to two drivers simultaneously
- *3 Possible using a USB storage device. The CF Card cannot be used.
- *4 Variables can set up to 1000 points.
- *5 Depends on the device/PLC settings.
- *6 User screen area is 6 MB.
- *7 It cannot be placed on a Window Screen.
- *8 If this unit is set as the master station, performance may deteriorate.

1.3.2 GP-3300 Series

GP-3300 Series		AGP-3302B	AGP-3301L	AGP-3301S	AGP-3300L	AGP-3300S	AGP-3300T
Drawing with 256 Colors ^{*1}	☞ page 8-36	X	X	O	X	O	O
Faded Color Blink	☞ page 5-149	X	X	O	X	O	O
Simultaneous communication with multiple devices/PLCs	☞ page 7-4	O ^{*2}	O ^{*2}	O ^{*2}	O ^{*2}	O ^{*2}	O ^{*2}
LAN Connection	☞ page 7-8	X	X	X	O	O	O
Modem Transfer	☞ page 33-50	O	O	O	O	O	O
SIO Transfer (COM Connection)	☞ page 33-66	O	O	O	O	O	O
CF Card Connect Function for Transfer Tool	☞ page 33-29	X	O ^{*3}	O ^{*3}	O	O	O
CF Memory Loader Tool	☞ page 33-37	X	O	O	O	O	O
USB Memory Loader Tool Function	☞ page 33-37	O	O	O	O	O	O
Backup SRAM's CF Save	☞ page 5-167	X	O	O	O	O	O
Alarm History (Save as CSV)	☞ page 19-54	O ^{*4}	O	O	O	O	O
Sampling Data (Save as CSV)	☞ page 24-20	O ^{*4}	O	O	O	O	O
Recipe Transfer (Transfer CSV Data)	☞ page 25-10	O ^{*4}	O	O	O	O	O
Edit data in CSV Display	☞ page 25-29	O ^{*4}	O	O	O	O	O
Filing Data Save	☞ page 25-41	O ^{*4}	O	O	O	O	O
File Manager Feature	☞ page 25-83	O ^{*4}	O	O	O	O	O
Display JPEG Files on CF Card	☞ page 8-69	X	O	O	O	O	O
Screen Capture	☞ page 11-18	X	O ^{*5}	O ^{*5}	O	O	O
AUX	☞ page 26-10	X	X	X	X	X	X
Sound Output Feature	☞ page 26-3	X	X	X	X	X	X
Record/Play Movies	☞ page 27-13	X	X	X	X	X	X
Video Module Unit Connection	☞ page 27-52	X	X	X	X	X	X
Logic Programing	☞ page 29-3	X	X	X	O	O	O
Variables	☞ page 29-26	O ^{*6}	O ^{*6}	O ^{*6}	O ^{*6}	O ^{*6}	O ^{*6}
Retentive Variables Function	☞ page 29-75	X	X	X	O	O	O
I/O Driver	☞ page 30-19	X	X	X	X	X	X
Remote PC Access	☞ page 36-2	X	X	X	X	X	X
Device monitor ^{*7}	☞ page A-46	O	O	O	O	O	O
Ladder monitor ^{*7}	☞ page A-46	X	X	X	X	X	X
Reverse Display	☞ page 5-149	O	O	X	O	X	X
Change Backlight Color	☞ page 5-199	X	X	X	X	X	X
Detect Backlight Burnout	☞ page 5-151	O	O	O	O	O	O
Cross Cursor Display	-	X	X	X	X	X	X
Portrait Orientation	☞ page 5-103	O	O	O	O	O	O
User Screen Area 8 MB	☞ page 6-5	X ^{*8}	X ^{*8}	X ^{*8}	X ^{*8}	X ^{*8}	X ^{*8}
GP-Viewer EX	☞ page 37-2	X	X	X	O	O	O
Web Server	☞ page 37-33	X	X	X	O	O	O
GP Remote Printer Server	☞ page 34-15	X	X	X	O	O	O

Supported Features

O: Supported o: Limited to certain models X: Not supported GP-3300 Series		AGP-3302B	AGP-3301L	AGP-3301S	AGP-3300L	AGP-3300S	AGP-3300T
		Animation	-	O	O ^{*9*10}	O ^{*9*10}	O ^{*9*10}
Ethernet Multilink	 page 7-27	X	X	X	O ^{*9*11}	O ^{*9*11}	O ^{*9*11}

*1 For information about the display color, please refer to the Hardware Manual or see "8.5.1 Setting Colors" (page 8-36).

*2 Connect up to two drivers simultaneously

*3 Supported only when the USB transfer cable is connected.

*4 Possible using a USB storage device. The CF Card cannot be used.

*5 Screen Capture Save to FTP Server is not available.

*6 Variables can set up to 6000 points.

*7 Depends on the device/PLC settings.

*8 User screen area is 6 MB.

*9 Supports only the type with Rev.4 or later


*10 It cannot be placed on a Window Screen.

*11 If this unit is set as the master station, performance may deteriorate.

■ Models that support control

GP-3300 Series		AGP-3300L-D81	AGP-3300L-FN1M	AGP-3300L-CA1M	AGP-3300S-D81	AGP-3300S-CA1M	AGP-3300T-D81	AGP-3300T-FN1M	AGP-3300T-CA1M
O: Supported o: Limited to certain models X: Not supported									
Drawing with 256 Colors * ¹	☞ page 8-36	X	X	X	O	O	O	O	O
Faded Color Blink	☞ page 5-149	X	X	X	O	O	O	O	O
Simultaneous communication with multiple devices/PLCs	☞ page 7-4	O* ²	O* ²	O* ²	O* ²	O* ²	O* ²	O* ²	O* ²
LAN Connection	☞ page 7-8	O	O	O	O	O	O	O	O
Modem Transfer	☞ page 33-50	O	O	O	O	O	O	O	O
SIO Transfer (COM Connection)	☞ page 33-66	O	O	O	O	O	O	O	O
CF Card Connect Function for Transfer Tool	☞ page 33-29	O	O	O	O	O	O	O	O
CF Memory Loader Tool	☞ page 33-37	O	O	O	O	O	O	O	O
USB Memory Loader Tool Function	☞ page 33-37	O	O	O	O	O	O	O	O
Backup SRAM's CF Save	☞ page 5-167	O	O	O	O	O	O	O	O
Alarm History (Save as CSV)	☞ page 19-54	O	O	O	O	O	O	O	O
Sampling Data (Save as CSV)	☞ page 24-20	O	O	O	O	O	O	O	O
Recipe Transfer (Transfer CSV Data)	☞ page 25-10	O	O	O	O	O	O	O	O
Edit data in CSV Display	☞ page 25-29	O	O	O	O	O	O	O	O
Filing Data Save	☞ page 25-41	O	O	O	O	O	O	O	O
File Manager Feature	☞ page 25-83	O	O	O	O	O	O	O	O
Display JPEG Files on CF Card	☞ page 8-69	O	O	O	O	O	O	O	O
Screen Capture	☞ page 11-18	O	O	O	O	O	O	O	O
AUX	☞ page 26-10	X	X	X	X	X	X	X	X
Sound Output Feature	☞ page 26-3	X	X	X	X	X	X	X	X
Record/Play Movies	☞ page 27-13	X	X	X	X	X	X	X	X
Video Module Unit Connection	☞ page 27-52	X	X	X	X	X	X	X	X
Logic Programing	☞ page 29-3	O	O	O	O	O	O	O	O
Variables	☞ page 29-26	O* ³	O* ³	O* ³	O* ³	O* ³	O* ³	O* ³	O* ³
Retentive Variables Function	☞ page 29-75	O	O	O	O	O	O	O	O
I/O Driver	☞ page 30-19	O	O	O	O	O	O	O	O
Remote PC Access	☞ page 36-2	X	X	X	X	X	X	X	X
Device monitor * ⁴	☞ page A-46	O	O	O	O	O	O	O	O
Ladder monitor * ⁴	☞ page A-46	X	X	X	X	X	X	X	X
Reverse Display	☞ page 5-149	O	O	O	X	X	X	X	X
Change Backlight Color	☞ page 5-199	X	X	X	X	X	X	X	X
Detect Backlight Burnout	☞ page 5-151	O	O	O	O	O	O	O	O
Cross Cursor Display	-	X	X	X	X	X	X	X	X
Portrait Orientation	☞ page 5-103	O	O	O	O	O	O	O	O
User Screen Area 8 MB	☞ page 6-5	X* ⁵	X* ⁵	X* ⁵	X* ⁵	X* ⁵	X* ⁵	X* ⁵	X* ⁵
GP-Viewer EX	☞ page 37-2	O	O	O	O	O	O	O	O
Web Server	☞ page 37-33	O	O	O	O	O	O	O	O
GP Remote Printer Server	☞ page 34-15	O	O	O	O	O	O	O	O

Supported Features

O: Supported o: Limited to certain models X: Not supported GP-3300 Series		AGP-3300L-D81 AGP-3300L-FN1M AGP-3300L-CA1M AGP-3300S-D81 AGP-3300S-CA1M AGP-3300T-D81 AGP-3300T-FN1M AGP-3300T-CA1M							
Animation	-	O ^{*6*7}	O ^{*6*7}	O ^{*6*7}	O ^{*6*7}	O ^{*6*7}	O ^{*6*7}	O ^{*6*7}	O ^{*6*7}
Ethernet Multilink	 page 7-27	O ^{*6}	O ^{*6}	O ^{*6}	O ^{*6}	O ^{*6}	O ^{*6}	O ^{*6}	O ^{*6}

*1 For information about the display color, please refer to the Hardware Manual or see "8.5.1 Setting Colors" (page 8-36).

*2 Connect up to two drivers simultaneously

*3 Variables can set up to 6000 points.

*4 Depends on the device/PLC settings.

*5 User screen area is 6 MB.

*6 Supports only the type with Rev.4 or later

*7 It cannot be placed on a Window Screen.

■ Hand-held GP

O: Supported

o: Limited to certain models

X: Not supported

GP-3300 Series

		AGP-3300HL	AGP-3300HS	AGP-3310HT
Drawing with 256 Colors ^{*1}	☞ page 8-36	X	X	X
Faded Color Blink	☞ page 5-149	O	O	O
Simultaneous communication with multiple devices/PLCs	☞ page 7-4	O ^{*2}	O ^{*2}	O ^{*2}
LAN Connection	☞ page 7-8	O	O	O
Modem Transfer	☞ page 33-50	O	O	O
SIO Transfer (COM Connection)	☞ page 33-66	O	O	O
CF Card Connect Function for Transfer Tool	☞ page 33-29	O	O	O
CF Memory Loader Tool	☞ page 33-37	O	O	O
USB Memory Loader Tool Function	☞ page 33-37	O	O	O
Backup SRAM's CF Save	☞ page 5-167	O	O	O
Alarm History (Save as CSV)	☞ page 19-54	O	O	O
Sampling Data (Save as CSV)	☞ page 24-20	O	O	O
Recipe Transfer (Transfer CSV Data)	☞ page 25-10	O	O	O
Edit data in CSV Display	☞ page 25-29	O	O	O
Filing Data Save	☞ page 25-41	O	O	O
File Manager Feature	☞ page 25-83	O	O	O
Display JPEG Files on CF Card	☞ page 8-69	X	X	X
Screen Capture	☞ page 11-18	X	X	X
AUX	☞ page 26-10	X	X	X
Sound Output Feature	☞ page 26-3	X	X	X
Record/Play Movies	☞ page 27-13	X	X	X
Video Module Unit Connection	☞ page 27-52	X	X	X
Logic Programing	☞ page 29-3	X	X	X
Variables	☞ page 29-26	O ^{*3}	O ^{*3}	O ^{*3}
Retentive Variables Function	☞ page 29-75	X	X	X
I/O Driver	☞ page 30-19	X	X	X
Remote PC Access	☞ page 36-2	X	X	X
Device monitor ^{*4}	☞ page A-46	O	O	O
Ladder monitor ^{*4}	☞ page A-46	X	X	X
Reverse Display	☞ page 5-149	O	X	X
Change Backlight Color	☞ page 5-199	X	X	X
Detect Backlight Burnout	☞ page 5-151	O	O	O
Cross Cursor Display	-	X	X	X
Portrait Orientation	☞ page 5-103	-	-	-
User Screen Area 8 MB	☞ page 6-5	X ^{*5}	X ^{*5}	O
GP-Viewer EX	☞ page 37-2	O	O	O
Web Server	☞ page 37-33	O	O	O
GP Remote Printer Server	☞ page 34-15	X	X	X
Animation	-	O ^{*6}	O ^{*6}	O ^{*6}
Ethernet Multilink	☞ page 7-27	O ^{*7}	O ^{*7}	O ^{*7}


Supported Features

- *1 For information about the display color, please refer to the Hardware Manual or see "8.5.1 Setting Colors" (page 8-36).
- *2 Connect up to two drivers simultaneously
- *3 Variables can set up to 1000 points.
- *4 Depends on the device/PLC settings.
- *5 User screen area is 6 MB.
- *6 It cannot be placed on a Window Screen.
- *7 If this unit is set as the master station, performance may deteriorate.

1.3.3 GP-3400 Series

O: Supported o: Limited to certain models X: Not supported		AGP-3400S	AGP-3400T	AGP-3450T
GP-3400 Series				
Drawing with 256 Colors ^{*1}	☞ page 8-36	O	O	O
Faded Color Blink	☞ page 5-149	O	O	O
Simultaneous communication with multiple devices/PLCs	☞ page 7-4	O ^{*2}	O ^{*2}	O ^{*2}
LAN Connection	☞ page 7-8	O	O	O
Modem Transfer	☞ page 33-50	O	O	O
SIO Transfer (COM Connection)	☞ page 33-66	O	O	O
CF Card Connect Function for Transfer Tool	☞ page 33-29	O	O	O
CF Memory Loader Tool	☞ page 33-37	O	O	O
USB Memory Loader Tool Function	☞ page 33-37	O	O	O
Backup SRAM's CF Save	☞ page 5-167	O	O	O
Alarm History (Save as CSV)	☞ page 19-54	O	O	O
Sampling Data (Save as CSV)	☞ page 24-20	O	O	O
Recipe Transfer (Transfer CSV Data)	☞ page 25-10	O	O	O
Edit data in CSV Display	☞ page 25-29	O	O	O
Filing Data Save	☞ page 25-41	O	O	O
File Manager Feature	☞ page 25-83	O	O	O
Display JPEG Files on CF Card	☞ page 8-69	O	O	O
Screen Capture	☞ page 11-18	O	O	O
AUX	☞ page 26-10	O	O	O
Sound Output Feature	☞ page 26-3	O	O	O
Record/Play Movies	☞ page 27-13	X	X	O
Video Module Unit Connection	☞ page 27-52	X	X	X
Logic Programing	☞ page 29-3	O	O	O
Variables	☞ page 29-26	O ^{*3}	O ^{*3}	O ^{*3}
Retentive Variables Function	☞ page 29-75	O	O	O
I/O Driver	☞ page 30-19	X	X	X
Remote PC Access	☞ page 36-2	X	O	O
Device monitor ^{*4}	☞ page A-46	O	O	O
Ladder monitor ^{*4}	☞ page A-46	O	O	O
Reverse Display	☞ page 5-149	X	X	X
Change Backlight Color	☞ page 5-199	X	X	X
Detect Backlight Burnout	☞ page 5-151	O	O	O
Cross Cursor Display	-	X	X	X
Portrait Orientation	☞ page 5-103	O	O	O
User Screen Area 8 MB	☞ page 6-5	O	O	O
GP-Viewer EX	☞ page 37-2	O	O	O
Web Server	☞ page 37-33	O	O	O
GP Remote Printer Server	☞ page 34-15	O	O	O
Animation	-	O ^{*5}	O ^{*5}	O ^{*5}

Supported Features

O: Supported o: Limited to certain models X: Not supported GP-3400 Series				AGP-3400S	AGP-3400T	AGP-3450T
Ethernet Multilink	 page 7-27	O	O	O		

*1 For information about the display color, please refer to the Hardware Manual or see "8.5.1 Setting Colors" (page 8-36).

*2 Up to four drivers can be connected simultaneously.

*3 Variables can set up to 6000 points.





*4 Depends on the device/PLC settings.

*5 It cannot be placed on a Window Screen.

■ Models that support control

O: Supported o: Limited to certain models X: Not supported		AGP-3400S-D81	AGP-3400S-CA1M	AGP-3400T-D81	AGP-3400T-FN1M	AGP-3400T-CA1M
GP-3400 Series						
Drawing with 256 Colors ^{*1}	☞ page 8-36	O	O	O	O	O
Faded Color Blink	☞ page 5-149	O	O	O	O	O
Simultaneous communication with multiple devices/PLCs	☞ page 7-4	O ^{*2}	O ^{*2}	O ^{*2}	O ^{*2}	O ^{*2}
LAN Connection	☞ page 7-8	O	O	O	O	O
Modem Transfer	☞ page 33-50	O	O	O	O	O
SIO Transfer (COM Connection)	☞ page 33-66	O	O	O	O	O
CF Card Connect Function for Transfer Tool	☞ page 33-29	O	O	O	O	O
CF Memory Loader Tool	☞ page 33-37	O	O	O	O	O
USB Memory Loader Tool Function	☞ page 33-37	O	O	O	O	O
Backup SRAM's CF Save	☞ page 5-167	O	O	O	O	O
Alarm History (Save as CSV)	☞ page 19-54	O	O	O	O	O
Sampling Data (Save as CSV)	☞ page 24-20	O	O	O	O	O
Recipe Transfer (Transfer CSV Data)	☞ page 25-10	O	O	O	O	O
Edit data in CSV Display	☞ page 25-29	O	O	O	O	O
Filing Data Save	☞ page 25-41	O	O	O	O	O
File Manager Feature	☞ page 25-83	O	O	O	O	O
Display JPEG Files on CF Card	☞ page 8-69	O	O	O	O	O
Screen Capture	☞ page 11-18	O	O	O	O	O
AUX	☞ page 26-10	O	O	O	O	O
Sound Output Feature	☞ page 26-3	O	O	O	O	O
Record/Play Movies	☞ page 27-13	X	X	X	X	X
Video Module Unit Connection	☞ page 27-52	X	X	X	X	X
Logic Programing	☞ page 29-3	O	O	O	O	O
Variables	☞ page 29-26	O ^{*3}	O ^{*3}	O ^{*3}	O ^{*3}	O ^{*3}
Retentive Variables Function	☞ page 29-75	O	O	O	O	O
I/O Driver	☞ page 30-19	X	O	O	X	O
Remote PC Access	☞ page 36-2	X	X	X	O	O
Device monitor ^{*4}	☞ page A-46	O	O	O	O	O
Ladder monitor ^{*4}	☞ page A-46	O	O	O	O	O
Reverse Display	☞ page 5-149	X	X	X	X	X
Change Backlight Color	☞ page 5-199	X	X	X	X	X
Detect Backlight Burnout	☞ page 5-151	O	O	O	O	O
Cross Cursor Display	-	X	X	X	X	X
Portrait Orientation	☞ page 5-103	O	O	O	O	O
User Screen Area 8 MB	☞ page 6-5	O	O	O	O	O

Supported Features

O: Supported o: Limited to certain models X: Not supported		AGP-3400S-D81	AGP-3400S-CA1M	AGP-3400T-D81	AGP-3400T-FN1M	AGP-3400T-CA1M
GP-3400 Series						
GP-Viewer EX	 page 37-2	O	O	O	O	O
Web Server	 page 37-33	O	O	O	O	O
GP Remote Printer Server	 page 34-15	O	O	O	O	O
Animation	-	O ^{*5}	O ^{*5}	O ^{*5}	O ^{*5}	O ^{*5}
Ethernet Multilink	 page 7-27	O	O	O	O	O

*1 For information about the display color, please refer to the Hardware Manual or see "8.5.1 Setting Colors" (page 8-36).

*2 Up to four drivers can be connected simultaneously.

*3 Variables can set up to 6000 points.


*4 Depends on the device/PLC settings.

*5 It cannot be placed on a Window Screen.

1.3.4 GP-3500 Series

O: Supported o: Limited to certain models X: Not supported		AGP-3500L	AGP-3500S	AGP-3500T	AGP-3510T	AGP-3550T	AGP-3560T
GP-3500 Series							
Drawing with 256 Colors ^{*1}	☞ page 8-36	X	O	O	O	O	O
Faded Color Blink	☞ page 5-149	X	O	O	O	O	O
Simultaneous communication with multiple devices/PLCs	☞ page 7-4	O ^{*2}	O ^{*2}	O ^{*2}	O ^{*2}	O ^{*2}	O ^{*2}
LAN Connection	☞ page 7-8	O	O	O	O	O	O
Modem Transfer	☞ page 33-50	O	O	O	O	O	O
SIO Transfer (COM Connection)	☞ page 33-66	O	O	O	O	O	O
CF Card Connect Function for Transfer Tool	☞ page 33-29	O	O	O	O	O	O
CF Memory Loader Tool	☞ page 33-37	O	O	O	O	O	O
USB Memory Loader Tool Function	☞ page 33-37	O	O	O	O	O	O
Backup SRAM's CF Save	☞ page 5-167	O	O	O	O	O	O
Alarm History (Save as CSV)	☞ page 19-54	O	O	O	O	O	O
Sampling Data (Save as CSV)	☞ page 24-20	O	O	O	O	O	O
Recipe Transfer (Transfer CSV Data)	☞ page 25-10	O	O	O	O	O	O
Edit data in CSV Display	☞ page 25-29	O	O	O	O	O	O
Filing Data Save	☞ page 25-41	O	O	O	O	O	O
File Manager Feature	☞ page 25-83	O	O	O	O	O	O
Display JPEG Files on CF Card	☞ page 8-69	O	O	O	O	O	O
Screen Capture	☞ page 11-18	O	O	O	O	O	O
AUX	☞ page 26-10	O	O	O	O	O	O
Sound Output Feature	☞ page 26-3	O	O	O	O	O	O
Record/Play Movies	☞ page 27-13	X	X	X	X	O	O
Video Module Unit Connection	☞ page 27-52	X	X	O	O	O	O
Logic Programing	☞ page 29-3	O	O	O	O	O	O
Variables	☞ page 29-26	O ^{*3}	O ^{*3}	O ^{*3}	O ^{*3}	O ^{*3}	O ^{*3}
Retentive Variables Function	☞ page 29-75	O	O	O	O	O	O
I/O Driver	☞ page 30-19	X	X	X	X	X	X
Remote PC Access	☞ page 36-2	X	X	O	O	O	O
Device monitor ^{*4}	☞ page A-46	O	O	O	O	O	O
Ladder monitor ^{*4}	☞ page A-46	O	O	O	O	O	O
Reverse Display	☞ page 5-149	O	X	X	X	X	X
Change Backlight Color	☞ page 5-199	X	X	X	X	X	X
Detect Backlight Burnout	☞ page 5-151	O	O	O	O	O	O
Cross Cursor Display	-	X	X	X	X	X	X
Portrait Orientation	☞ page 5-103	O	O	O	O	O	O
User Screen Area 8 MB	☞ page 6-5	O	O	O	O	O	O
GP-Viewer EX	☞ page 37-2	O	O	O	O	O	O
Web Server	☞ page 37-33	O	O	O	O	O	O
GP Remote Printer Server	☞ page 34-15	O	O	O	O	O	O
Animation	-	O ^{*5}	O ^{*5}	O ^{*5}	O ^{*5}	O ^{*5}	O ^{*5}

Supported Features

O: Supported o: Limited to certain models X: Not supported GP-3500 Series							AGP-3500L	AGP-3500S	AGP-3500T	AGP-3510T	AGP-3550T	AGP-3560T
Ethernet Multilink	 page 7-27	O	O	O	O	O	O					

*1 For information about the display color, please refer to the Hardware Manual or see "8.5.1 Setting Colors" (page 8-36).

*2 Up to four drivers can be connected simultaneously.

*3 Variables can set up to 6000 points.


*4 Depends on the device/PLC settings.

*5 It cannot be placed on a Window Screen.

■ Models that support control

O: Supported o: Limited to certain models X: Not supported		AGP-3500L-D81	AGP-3500S-D81	AGP-3500S-CA1M	AGP-3500T-D81	AGP-3500T-FN1M	AGP-3500T-CA1M	AGP-3510T-CA1M
GP-3500 Series								
Drawing with 256 Colors ^{*1}	☞ page 8-36	X	O	O	O	O	O	O
Faded Color Blink	☞ page 5-149	X	O	O	O	O	O	O
Simultaneous communication with multiple devices/ PLCs	☞ page 7-4	O ^{*2}	O ^{*2}	O ^{*2}	O ^{*2}	O ^{*2}	O ^{*2}	O ^{*2}
LAN Connection	☞ page 7-8	O	O	O	O	O	O	O
Modem Transfer	☞ page 33-50	O	O	O	O	O	O	O
SIO Transfer (COM Connection)	☞ page 33-66	O	O	O	O	O	O	O
CF Card Connect Function for Transfer Tool	☞ page 33-29	O	O	O	O	O	O	O
CF Memory Loader Tool	☞ page 33-37	O	O	O	O	O	O	O
USB Memory Loader Tool Function	☞ page 33-37	O	O	O	O	O	O	O
Backup SRAM's CF Save	☞ page 5-167	O	O	O	O	O	O	O
Alarm History (Save as CSV)	☞ page 19-54	O	O	O	O	O	O	O
Sampling Data (Save as CSV)	☞ page 24-20	O	O	O	O	O	O	O
Recipe Transfer (Transfer CSV Data)	☞ page 25-10	O	O	O	O	O	O	O
Edit data in CSV Display	☞ page 25-29	O	O	O	O	O	O	O
Filing Data Save	☞ page 25-41	O	O	O	O	O	O	O
File Manager Feature	☞ page 25-83	O	O	O	O	O	O	O
Display JPEG Files on CF Card	☞ page 8-69	O	O	O	O	O	O	O
Screen Capture	☞ page 11-18	O	O	O	O	O	O	O
AUX	☞ page 26-10	O	O	O	O	O	O	O
Sound Output Feature	☞ page 26-3	O	O	O	O	O	O	O
Record/Play Movies	☞ page 27-13	X	X	X	X	X	X	X
Video Module Unit Connection	☞ page 27-52	X	X	X	O	O	O	O
Logic Programing	☞ page 29-3	O	O	O	O	O	O	O
Variables	☞ page 29-26	O ^{*3}	O ^{*3}	O ^{*3}	O ^{*3}	O ^{*3}	O ^{*3}	O ^{*3}
Retentive Variables Function	☞ page 29-75	O	O	O	O	O	O	O
I/O Driver	☞ page 30-19	O	O	O	O	O	O	O
Remote PC Access	☞ page 36-2	X	X	X	O	O	O	O
Device monitor ^{*4}	☞ page A-46	O	O	O	O	O	O	O
Ladder monitor ^{*4}	☞ page A-46	O	O	O	O	O	O	O
Reverse Display	☞ page 5-149	O	X	X	X	X	X	X
Change Backlight Color	☞ page 5-199	X	X	X	X	X	X	X
Detect Backlight Burnout	☞ page 5-151	O	O	O	O	O	O	O
Cross Cursor Display	-	X	X	X	X	X	X	X
Portrait Orientation	☞ page 5-103	O	O	O	O	O	O	O
User Screen Area 8 MB	☞ page 6-5	O	O	O	O	O	O	O
GP-Viewer EX	☞ page 37-2	O	O	O	O	O	O	O
Web Server	☞ page 37-33	O	O	O	O	O	O	O
GP Remote Printer Server	☞ page 34-15	O	O	O	O	O	O	O
Animation	-	O ^{*5}	O ^{*5}	O ^{*5}	O ^{*5}	O ^{*5}	O ^{*5}	O ^{*5}

Supported Features

O: Supported o: Limited to certain models X: Not supported GP-3500 Series		AGP-3500L-D81	AGP-3500S-D81	AGP-3500S-CA1M	AGP-3500T-D81	AGP-3500T-FN1M	AGP-3500T-CA1M	AGP-3510T-CA1M
Ethernet Multilink	 page 7-27	O	O	O	O	O	O	O

- *1 For information about the display color, please refer to the Hardware Manual or see "8.5.1 Setting Colors" (page 8-36).
- *2 Up to four drivers can be connected simultaneously.
- *3 Variables can set up to 6000 points.
- *4 Depends on the device/PLC settings.
- *5 It cannot be placed on a Window Screen.

1.3.5 GP-3600/3700 Series

O: Supported o: Limited to certain models X: Not supported		AGP-3600T	AGP-3650T	AGP-3750T
GP-3600/3700 Series				
Drawing with 256 Colors ^{*1}	☞ page 8-36	O	O	O
Faded Color Blink	☞ page 5-149	O	O	O
Simultaneous communication with multiple devices/PLCs	☞ page 7-4	O ^{*2}	O ^{*2}	O ^{*2}
LAN Connection	☞ page 7-8	O	O	O
Modem Transfer	☞ page 33-50	O	O	O
SIO Transfer (COM Connection)	☞ page 33-66	O	O	O
CF Card Connect Function for Transfer Tool	☞ page 33-29	O	O	O
CF Memory Loader Tool	☞ page 33-37	O	O	O
USB Memory Loader Tool Function	☞ page 33-37	O	O	O
Backup SRAM's CF Save	☞ page 5-167	O	O	O
Alarm History (Save as CSV)	☞ page 19-54	O	O	O
Sampling Data (Save as CSV)	☞ page 24-20	O	O	O
Recipe Transfer (Transfer CSV Data)	☞ page 25-10	O	O	O
Edit data in CSV Display	☞ page 25-29	O	O	O
Filing Data Save	☞ page 25-41	O	O	O
File Manager Feature	☞ page 25-83	O	O	O
Display JPEG Files on CF Card	☞ page 8-69	O	O	O
Screen Capture	☞ page 11-18	O	O	O
AUX	☞ page 26-10	O	O	O
Sound Output Feature	☞ page 26-3	O	O	O
Record/Play Movies	☞ page 27-13	X	O	O
Video Module Unit Connection	☞ page 27-52	O	O	X
Logic Programing	☞ page 29-3	O	O	O
Variables	☞ page 29-26	O ^{*3}	O ^{*3}	O ^{*3}
Retentive Variables Function	☞ page 29-75	O	O	O
I/O Driver	☞ page 30-19	X	X	X
Remote PC Access	☞ page 36-2	O	O	O
Device monitor ^{*4}	☞ page A-46	O	O	O
Ladder monitor ^{*4}	☞ page A-46	O	O	O
Reverse Display	☞ page 5-149	X	X	X
Change Backlight Color	☞ page 5-199	X	X	X
Detect Backlight Burnout	☞ page 5-151	O	O	O
Cross Cursor Display	-	X	X	X
Portrait Orientation	☞ page 5-103	O	O	O
User Screen Area 8 MB	☞ page 6-5	O	O	O
GP-Viewer EX	☞ page 37-2	O	O	O
Web Server	☞ page 37-33	O	O	O
GP Remote Printer Server	☞ page 34-15	O	O	O
Animation	-	O ^{*5}	O ^{*5}	O ^{*5}
Ethernet Multilink	☞ page 7-27	O	O	O



Supported Features

- *1 For information about the display color, please refer to the Hardware Manual or see "8.5.1 Setting Colors" (page 8-36).
- *2 Up to four drivers can be connected simultaneously.
- *3 Variables can set up to 6000 points.
- *4 Depends on the device/PLC settings.
- *5 It cannot be placed on a Window Screen.

■ Models that support control

O: Supported o: Limited to certain models X: Not supported		AGP-3600T-D81	AGP-3600T-FN1M	AGP-3600T-CA1M
GP-3600/3700 Series				
Drawing with 256 Colors ^{*1}	☞ page 8-36	O	O	O
Faded Color Blink	☞ page 5-149	O	O	O
Simultaneous communication with multiple devices/PLCs	☞ page 7-4	O ^{*2}	O ^{*2}	O ^{*2}
LAN Connection	☞ page 7-8	O	O	O
Modem Transfer	☞ page 33-50	O	O	O
SIO Transfer (COM Connection)	☞ page 33-66	O	O	O
CF Card Connect Function for Transfer Tool	☞ page 33-29	O	O	O
CF Memory Loader Tool	☞ page 33-37	O	O	O
USB Memory Loader Tool Function	☞ page 33-37	O	O	O
Backup SRAM's CF Save	☞ page 5-167	O	O	O
Alarm History (Save as CSV)	☞ page 19-54	O	O	O
Sampling Data (Save as CSV)	☞ page 24-20	O	O	O
Recipe Transfer (Transfer CSV Data)	☞ page 25-10	O	O	O
Edit data in CSV Display	☞ page 25-29	O	O	O
Filing Data Save	☞ page 25-41	O	O	O
File Manager Feature	☞ page 25-83	O	O	O
Display JPEG Files on CF Card	☞ page 8-69	O	O	O
Screen Capture	☞ page 11-18	O	O	O
AUX	☞ page 26-10	O	O	O
Sound Output Feature	☞ page 26-3	O	O	O
Record/Play Movies	☞ page 27-13	X	X	X
Video Module Unit Connection	☞ page 27-52	O	O	O
Logic Programing	☞ page 29-3	O	O	O
Variables	☞ page 29-26	O ^{*3}	O ^{*3}	O ^{*3}
Retentive Variables Function	☞ page 29-75	O	O	O
I/O Driver	☞ page 30-19	O	O	O
Remote PC Access	☞ page 36-2	O	O	O
Device monitor ^{*4}	☞ page A-46	O	O	O
Ladder monitor ^{*4}	☞ page A-46	O	O	O
Reverse Display	☞ page 5-149	X	X	X
Change Backlight Color	☞ page 5-199	X	X	X
Detect Backlight Burnout	☞ page 5-151	O	O	O
Cross Cursor Display	-	X	X	X
Portrait Orientation	☞ page 5-103	O	O	O
User Screen Area 8 MB	☞ page 6-5	O	O	O
GP-Viewer EX	☞ page 37-2	O	O	O
Web Server	☞ page 37-33	O	O	O

Supported Features

O: Supported o: Limited to certain models X: Not supported		AGP-3600T-D81	AGP-3600T-FN1M	AGP-3600T-CA1M
GP-3600/3700 Series				
GP Remote Printer Server	 page 34-15	O	O	O
Animation	-	O*5	O*5	O*5
Ethernet Multilink	 page 7-27	O	O	O

*1 For information about the display color, please refer to the Hardware Manual or see "8.5.1 Setting Colors" (page 8-36).

*2 Up to four drivers can be connected simultaneously.

*3 Variables can set up to 6000 points.


*4 Depends on the device/PLC settings.

*5 It cannot be placed on a Window Screen.

1.3.6 LT3000 Series

O: Supported o: Limited to certain models X: Not supported		LT-3201A	LT-3300L	LT-3300S	LT-3301L
LT3200/3300 Series					
Drawing with 256 Colors ^{*1}	☞ page 8-36	X	X	O	X
Faded Color Blink	☞ page 5-149	X	X	O	X
Simultaneous communication with multiple devices/PLCs	☞ page 7-4	X	X	X	X
LAN Connection	☞ page 7-8	X	O	O	X
Modem Transfer	☞ page 33-50	O	O	O	O
SIO Transfer (COM Connection)	☞ page 33-66	O	O	O	O
CF Card Connect Function for Transfer Tool	☞ page 33-29	X	X	X	X
CF Memory Loader Tool	☞ page 33-37	X	X	X	X
USB Memory Loader Tool Function	☞ page 33-37	O	O	O	O
Backup SRAM's CF Save	☞ page 5-167	X	X	X	X
Alarm History (Save as CSV)	☞ page 19-54	O ^{*2}	O ^{*2}	O ^{*2}	O ^{*2}
Sampling Data (Save as CSV)	☞ page 24-20	O ^{*2}	O ^{*2}	O ^{*2}	O ^{*2}
Recipe Transfer (Transfer CSV Data)	☞ page 25-10	O ^{*2}	O ^{*2}	O ^{*2}	O ^{*2}
Edit data in CSV Display	☞ page 25-29	O ^{*2}	O ^{*2}	O ^{*2}	O ^{*2}
Filing Data Save	☞ page 25-41	O ^{*2}	O ^{*2}	O ^{*2}	O ^{*2}
File Manager Feature	☞ page 25-83	O ^{*2}	O ^{*2}	O ^{*2}	O ^{*2}
Display JPEG Files on CF Card	☞ page 8-69	X	X	X	X
Screen Capture	☞ page 11-18	X	O ^{*3}	O ^{*3}	O ^{*3}
AUX	☞ page 26-10	X	X	X	X
Sound Output Feature	☞ page 26-3	X	X	X	X
Record/Play Movies	☞ page 27-13	X	X	X	X
Video Module Unit Connection	☞ page 27-52	X	X	X	X
Logic Programing	☞ page 29-3	O	O	O	O
Variables	☞ page 29-26	O ^{*4}	O ^{*4}	O ^{*4}	O ^{*4}
Retentive Variables Function	☞ page 29-75	O	O	O	O
I/O Driver	☞ page 30-19	O	O	O	O
Remote PC Access	☞ page 36-2	X	X	X	X
Device monitor ^{*5}	☞ page A-46	X	O	O	O
Ladder monitor ^{*5}	☞ page A-46	X	X	X	X
Reverse Display	☞ page 5-149	O	O	X	O
Change Backlight Color	☞ page 5-199	O	X	X	X
Detect Backlight Burnout	☞ page 5-151	O	O	O	O
Cross Cursor Display	-	X	X	X	X
Portrait Orientation	☞ page 5-103	X	O	O	O
User Screen Area 8 MB	☞ page 6-5	X ^{*6}	X ^{*6}	X ^{*6}	X ^{*6}
GP-Viewer EX	☞ page 37-2	X	X	X	X
Web Server	☞ page 37-33	X	X	X	X
GP Remote Printer Server	☞ page 34-15	X	O	O	X
Animation	-	X	X	X	X

Supported Features

O: Supported o: Limited to certain models X: Not supported LT3200/3300 Series					
Ethernet Multilink	 page 7-27	<i>LT-3201A</i>	<i>LT-3300L</i>	<i>LT-3300S</i>	<i>LT-3301L</i>
		X	X	X	X

*1 For information about the display color, please refer to the Hardware Manual or see "8.5.1 Setting Colors" (page 8-36).

*2 Possible using a USB storage device. A CF Card cannot be used.

*3 Cannot capture screens to the CF Card.

*4 Variables can set up to 6000 points.

*5 Depends on the device/PLC settings.


*6 User screen area is 6 MB.

1.3.7 IPC Series (PC/AT)

■ PC/AT, PLSeries

PC/AT, PLSeries		PC/AT	APL-3000B	APL-3600T	APL-3600K	APL-3700T	APL-3700K	APL-3900T
Drawing with 256 Colors ^{*1}	☞ page 8-36	-	O	O	O	O	O	O
Faded Color Blink	☞ page 5-149	-	O	O	O	O	O	O
Simultaneous communication with multiple devices/ PLCs	☞ page 7-4	O ^{*2}	O ^{*2}	O ^{*2}	O ^{*2}	O ^{*2}	O ^{*2}	O ^{*2}
LAN Connection	☞ page 7-8	O	O	O	O	O	O	O
Modem Transfer	☞ page 33-50	X	X	X	X	X	X	X
SIO Transfer (COM Connection)	☞ page 33-66	X	X	X	X	X	X	X
CF Card Connect Function for Transfer Tool	☞ page 33-29	O	O	O	O	O	O	O
CF Memory Loader Tool	☞ page 33-37	X	X	X	X	X	X	X
USB Memory Loader Tool Function	☞ page 33-37	X	X	X	X	X	X	X
Backup SRAM's CF Save	☞ page 5-167	O	O	O	O	O	O	O
Alarm History (Save as CSV)	☞ page 19-54	O	O	O	O	O	O	O
Sampling Data (Save as CSV)	☞ page 24-20	O	O	O	O	O	O	O
Recipe Transfer (Transfer CSV Data)	☞ page 25-10	O	O	O	O	O	O	O
Edit data in CSV Display	☞ page 25-29	O	O	O	O	O	O	O
Filing Data Save	☞ page 25-41	O	O	O	O	O	O	O
File Manager Feature	☞ page 25-83	O	O	O	O	O	O	O
Display JPEG Files on CF Card	☞ page 8-69	O	O	O	O	O	O	O
Screen Capture	☞ page 11-18	O ^{*3}	O ^{*3}	O ^{*3}	O ^{*3}	O ^{*3}	O ^{*3}	O ^{*3}
AUX	☞ page 26-10	X	X	X	X	X	X	X
Sound Output Feature	☞ page 26-3	O	O	O	O	O	O	O
Record/Play Movies	☞ page 27-13	X	X	X	X	X	X	X
Video Module Unit Connection	☞ page 27-52	X	X	X	X	X	X	X
Logic Programing	☞ page 29-3	X	X	X	X	X	X	X
Variables	☞ page 29-26	O ^{*4}	O ^{*4}	O ^{*4}	O ^{*4}	O ^{*4}	O ^{*4}	O ^{*4}
Retentive Variables Function	☞ page 29-75	X	X	X	X	X	X	X
I/O Driver	☞ page 30-19	X	X	X	X	X	X	X
Remote PC Access	☞ page 36-2	X	X	X	X	X	X	X
Device monitor ^{*5}	☞ page A-46	O	O	O	O	O	O	O
Ladder monitor ^{*5}	☞ page A-46	X	X	X	X	X	X	X
Reverse Display	☞ page 5-149	X	X	X	X	X	X	X
Change Backlight Color	☞ page 5-199	-	X	X	X	X	X	X
Detect Backlight Burnout	☞ page 5-151	X	X	X	X	X	X	X
Cross Cursor Display	-	X	X	X	X	X	X	X
Portrait Orientation	☞ page 5-103	-	X	X	X	X	X	X
User Screen Area 8 MB	☞ page 6-5	O ^{*6}	O ^{*6}	O ^{*6}	O ^{*6}	O ^{*6}	O ^{*6}	O ^{*6}
GP-Viewer EX	☞ page 37-2	O	O	O	O	O	O	O
Web Server	☞ page 37-33	X	X	X	X	X	X	X
GP Remote Printer Server	☞ page 34-15	X	X	X	X	X	X	X

Supported Features

O: Supported o: Limited to certain models X: Not supported									
PC/AT, PLSeries			PC/AT	APL-3000B	APL-3600T	APL-3600K	APL-3700T	APL-3700K	APL-3900T
Animation	-	O ^{*7}	O ^{*7}	O ^{*7}	O ^{*7}	O ^{*7}	O ^{*7}	O ^{*7}	O ^{*7}
Ethernet Multilink	 page 7-27	O	O	O	O	O	O	O	O

*1 For information about the display color, please refer to the Hardware Manual or see "8.5.1 Setting Colors" (page 8-36).

*2 Up to four drivers can be connected simultaneously.

*3 Screen Capture Save to FTP Server is not available.

*4 Variables can set up to 6000 points.

*5 Depends on the device/PLC settings.

*6 User Screen Area is 16 MB.

*7 It cannot be placed on a Window Screen.

■ PS Series

O: Supported


o: Limited to certain models

X: Not supported

PS Series

		PS-2000B	PS-3450A	PS-3451A	PS-3650A	PS-3651A	PS-3700A	PS-3710A	PS-3711A
Drawing with 256 Colors ^{*1}	☞ page 8-36	O	O	O	O	O	O	O	O
Faded Color Blink	☞ page 5-149	O	O	O	O	O	O	O	O
Simultaneous communication with multiple devices/PLCs	☞ page 7-4	O ^{*2}	O ^{*2}	O ^{*2}	O ^{*2}	O ^{*2}	O ^{*2}	O ^{*2}	O ^{*2}
LAN Connection	☞ page 7-8	O	O	O	O	O	O	O	O
Modem Transfer	☞ page 33-50	X	X	X	X	X	X	X	X
SIO Transfer (COM Connection)	☞ page 33-66	X	X	X	X	X	X	X	X
CF Card Connect Function for Transfer Tool	☞ page 33-29	O	O	O	O	O	O	O	O
CF Memory Loader Tool	☞ page 33-37	X	X	X	X	X	X	X	X
USB Memory Loader Tool Function	☞ page 33-37	X	X	X	X	X	X	X	X
Backup SRAM's CF Save	☞ page 5-167	O	O	O	O	O	O	O	O
Alarm History (Save as CSV)	☞ page 19-54	O	O	O	O	O	O	O	O
Sampling Data (Save as CSV)	☞ page 24-20	O	O	O	O	O	O	O	O
Recipe Transfer (Transfer CSV Data)	☞ page 25-10	O	O	O	O	O	O	O	O
Edit data in CSV Display	☞ page 25-29	O	O	O	O	O	O	O	O
Filing Data Save	☞ page 25-41	O	O	O	O	O	O	O	O
File Manager Feature	☞ page 25-83	O	O	O	O	O	O	O	O
Display JPEG Files on CF Card	☞ page 8-69	O	O	O	O	O	O	O	O
Screen Capture	☞ page 11-18	O ^{*3}	O ^{*3}	O ^{*3}	O ^{*3}	O ^{*3}	O ^{*3}	O ^{*3}	O ^{*3}
AUX	☞ page 26-10	X	X	X	X	X	X	X	X
Sound Output Feature	☞ page 26-3	O	O	O	O	O	O	O	O
Record/Play Movies	☞ page 27-13	X	X	X	X	X	X	X	X
Video Module Unit Connection	☞ page 27-52	X	X	X	X	X	X	X	X
Logic Programing	☞ page 29-3	X	X	X	X	X	X	X	X
Variables	☞ page 29-26	O ^{*4}	O ^{*4}	O ^{*4}	O ^{*4}	O ^{*4}	O ^{*4}	O ^{*4}	O ^{*4}
Retentive Variables Function	☞ page 29-75	X	X	X	X	X	X	X	X
I/O Driver	☞ page 30-19	X	X	X	X	X	X	X	X
Remote PC Access	☞ page 36-2	X	X	X	X	X	X	X	X
Device monitor ^{*5}	☞ page A-46	O	O	O	O	O	O	O	O
Ladder monitor ^{*5}	☞ page A-46	X	X	X	X	X	X	X	X
Reverse Display	☞ page 5-149	X	X	X	X	X	X	X	X
Change Backlight Color	☞ page 5-199	X	X	X	X	X	X	X	X
Detect Backlight Burnout	☞ page 5-151	X	X	X	X	X	X	X	X
Cross Cursor Display	-	X	X	X	X	X	X	X	X
Portrait Orientation	☞ page 5-103	X	X	X	X	X	X	X	X
User Screen Area 8 MB	☞ page 6-5	O ^{*6}	O ^{*6}	O ^{*6}	O ^{*6}	O ^{*6}	O ^{*6}	O ^{*6}	O ^{*6}
GP-Viewer EX	☞ page 37-2	O	O	O	O	O	O	O	O
Web Server	☞ page 37-33	X	X	X	X	X	X	X	X
GP Remote Printer Server	☞ page 34-15	X	X	X	X	X	X	X	X
Animation	-	O ^{*7}	O ^{*7}	O ^{*7}	O ^{*7}	O ^{*7}	O ^{*7}	O ^{*7}	O ^{*7}

Supported Features

O: Supported o: Limited to certain models X: Not supported									
PS Series									
Ethernet Multilink	 page 7-27	O	O	O	O	O	O	O	O

- *1 For information about the display color, please refer to the Hardware Manual or see "8.5.1 Setting Colors" (page 8-36).
- *2 Up to four drivers can be connected simultaneously.
- *3 Screen Capture Save to FTP Server is not available.
- *4 Variables can set up to 6000 points.
- *5 Depends on the device/PLC settings.
- *6 User Screen Area is 16 MB.
- *7 It cannot be placed on a Window Screen.

1.3.8 ST3000 Series

ST3000 Series		AST-3201A	AST-3211A	AST-3301B	AST-3301S	AST-3401T	AST-3501C	AST-3501T
Drawing with 256 Colors ^{*1}	-	X	X	X	O	O	X	O
Faded Color Blink	page 5-149	X	X	X	O	O	O	O
Simultaneous communication with multiple devices/PLCs	page 7-4	O ^{*2}	O ^{*2}	O ^{*2}	O ^{*2}	O ^{*2}	O ^{*2}	O ^{*2}
LAN Connection	page 7-8	X	X	X	X	X	X	X
Modem Transfer	page 33-50	O	O	O	O	O	O	O
SIO Transfer (COM Connection)	page 33-66	O	O	O	O	O	O	O
CF Card Connect Function for Transfer Tool	page 33-29	X	X	X	X	O ^{*3}	O ^{*3}	O ^{*3}
CF Memory Loader Tool	page 33-37	X	X	X	X	O	O	O
USB Memory Loader Tool Function	page 33-37	O	O	O	O	O	O	O
Backup SRAM's CF Save	page 5-167	X	X	X	X	O	O	O
Alarm History (Save as CSV)	page 19-54	O ^{*4}	O ^{*4}	O ^{*4}	O ^{*4}	O	O	O
Sampling Data (Save as CSV)	page 24-20	O ^{*4}	O ^{*4}	O ^{*4}	O ^{*4}	O	O	O
Recipe Transfer (Transfer CSV Data)	page 25-10	O ^{*4}	O ^{*4}	O ^{*4}	O ^{*4}	O	O	O
Edit data in CSV Display	page 25-29	O ^{*4}	O ^{*4}	O ^{*4}	O ^{*4}	O	O	O
Filing Data Save	page 25-41	O ^{*4}	O ^{*4}	O ^{*4}	O ^{*4}	O	O	O
File Manager Feature	page 25-83	O ^{*4}	O ^{*4}	O ^{*4}	O ^{*4}	O	O	O
Display JPEG Files on CF Card	page 8-69	X	X	X	X	X	X	X
Screen Capture	page 11-18	X	X	X	X	X	X	X
AUX	page 26-10	X	X	X	X	X	X	X
Sound Output Feature	page 26-3	X	X	X	X	X	X	X
Record/Play Movies	page 27-13	X	X	X	X	X	X	X
Video Module Unit Connection	page 27-52	X	X	X	X	X	X	X
Logic Programing	page 29-3	X	X	X	X	X	X	X
Variables	page 29-26	X ^{*5}	X ^{*5}	X ^{*5}	X ^{*5}	X ^{*5}	X ^{*5}	X ^{*5}
Retentive Variables Function	page 29-75	X	X	X	X	X	X	X
I/O Driver Settings	page 30-19	X	X	X	X	X	X	X
Remote PC Access	page 36-2	X	X	X	X	X	X	X
Device monitor ^{*6}	page A-46	O	O	O	O	O	O	O
Ladder monitor ^{*6}	page A-46	X	X	X	X	X	X	X
Reverse Display	page 5-149	O	O	O	X	X	X	X
Change Backlight Color	page 5-199	O	O	X	X	X	X	X
Detect Backlight Burnout	page 5-151	X	X	X	X	X	X	X
Cross Cursor Display	-	O	O	O	O	O	O	O
Portrait Orientation	page 5-103	O	O	O	O	O	O	O
User Screen Area 8 MB	page 6-5	X ^{*7}	X ^{*7}	X ^{*7}	X ^{*7}	X ^{*7}	X ^{*7}	X ^{*7}
GP-Viewer EX	page 37-2	X	X	X	X	X	X	X
Web Server	page 37-33	X	X	X	X	X	X	X
GP Remote Printer Server	page 34-15	X	X	X	X	X	X	X

Supported Features

- *1 For information about the display color, please refer to the Hardware Manual or see "8.5.1 Setting Colors" (page 8-36).
- *2 Up to two drivers can be connected simultaneously
- *3 Supported only when the USB transfer cable is connected.
- *4 Possible using a USB storage device. The CF Card cannot be used.
- *5 Variables can set up to 1000 points.
- *6 Depends on the device/PLC settings.
- *7 User screen area is 6 MB.

