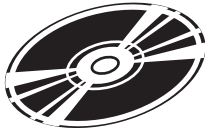
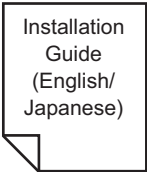
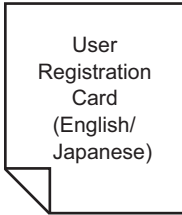


3 | Environment

This chapter explains the development environment of the GP-Pro EX and the package contents. A list of GP models supported by GP-Pro EX is also included.

3.1	Package Content.....	3-2
3.2	Operating Environment	3-3
3.3	Supported Model List	3-6

3.1 Package Content

Package Content		
2 CD-ROM	1 Installation Guide	User Registration Card 1 in English and 1 in Japanese
		

3.2 Operating Environment

IMPORTANT

- This product must be installed and configured by qualified software installation staff with administrator permissions.

NOTE

- Connect to the Internet for the online update feature and the online user registration.
- If you choose to change the installation destination folder for the main product, please input the folder name in your computer's OS language. If you input text that is not in your OS language, GP-Pro EX will not function properly.

3.2.1 GP-Pro EX Operating Environment Requirements

	Required Specifications		Remarks
PC	A PC/AT compatible machine on which Windows® operates normally		
CPU	Pentium® III 800 MHz or faster		Pentium® 4 1.3 GHz or faster is recommended
OS	Windows® 2000 (Service Pack 3 or later), Windows® XP (Home Edition or Professional)		
Resolution	SVGA 800x600 or above is recommended. (Display with 256 or more colors is required)		
Memory	512 MB or more		1 GB or more is recommended.
Hard Disk Space	640 MB or more		Free space required for installation of GP-Pro EX.*1
Others	.NET Framework 2.0		.NET Framework2.0 or later, it will be installed automatically. For information about the disk space required, please refer to the Microsoft home page.
	Internet Explorer Ver.6.0 or later		
	Adobe® Reader® 6.02 or later*2		
Language	Software Menu	English, Japanese	To use any language other than Japanese or Latin-based languages, you need to add the corresponding fonts and FEP. ☞ "A.4 Drawing Using Other Languages" (page A-79)
	Languages that the GP can Display	Japanese, ASCII supported, Korean, Chinese (Traditional), Chinese (Simplified), Cyrillic, Thai	

Continued

	Required Specifications	Remarks
Each Language's FEP	Those supported by the above operating systems	
CD drive	Those supported by the above operating systems	Use during installation.
Mouse	Those supported by the above operating systems	Required.
Printer	Those supported by the above operating systems	
USB Port	Required when transferring data via USB cable. <ul style="list-style-type: none"> • USB Transfer Cable Pro-face AGP-USBCB-01 (sold separately) Required when transferring and saving data on a USB storage device.	
LAN port	Required when transferring data via Ethernet. <ul style="list-style-type: none"> • LAN cable (sold separately) • HUB 	
CF Card drive	When doing CF Card transfers or reading and writing to a CF Card, a CF Card reader and a PCMCIA conversion card are required. <ul style="list-style-type: none"> • Pro-face CF Card (sold separately) 	If you use commercially available CF-cards, we are under no warranty for their function.

- *1 When installing [GP-Pro EX], the Transfer Tool is also installed. The specified capacity includes the Transfer Tool. Capacity for other tools such as the Project Converter are not included.
- *2 Depending on your version of Adobe® Reader®, the GP-Pro EX Manual may not display correctly. For information, refer to "Otasuke Pro's Q&A".
<http://www.pro-face.com/otasuke/>

3.2.2 Transfer Tool Installation Requirements

The installation requirements when installing only the transfer tools is as follows.

Orientation ☞ "32.10.5 Installing the Transfer Tool" (page 32-68)

	Required Specifications	Remarks
PC	A PC/AT compatible machine on which Windows® operates normally	
CPU	Pentium® II 266 MHz or faster is recommended	
OS	Windows 98 (Second Edition or later) /Me/2000 (Service Pack 3 or later) /XP (Home Edition/ Professional)	Supports Japanese and English.
Memory	128 MB or more	512 MB or more is recommended.
Hard Disk Space	60 MB or more	This capacity is required to install Movie Converter.
CD drive	Those supported by the above operating systems	Use during installation.
Mouse	Those supported by the above operating systems	Required.
Printer	Those supported by the above operating systems	
USB Port	Required when transferring data via USB cable. • USB Transfer Cable Pro-face AGP-USBCB-01 (sold separately) Required when transferring and saving data on a USB storage device.	
LAN port	Required when transferring data via Ethernet. • LAN cable (sold separately) • HUB	
Environment that supports modem connections (when transferring via modem)	Windows® compatible modem.	AT commands must be supported. Modems that need to be connected to the center cannot be used.
CF Card drive	When doing CF Card transfers or reading and writing to a CF Card, a CF Card reader and a PCMCIA conversion card are required. • Pro-face CF Card (sold separately)	If you use commercially available CF-cards, we are under no warranty for their function.

3.3 Supported Model List

Below is a list of models supported by GP-Pro EX Version 2.1. This manual uses the following series and product names.

3.3.1 GP3000 Series

Series Name	Model	Type	
GP3000	GP-3200	AGP-3200T	AGP3200-T1-D24
		AGP-3200A	AGP3200-A1-D24
	GP-3300	AGP-3300L	AGP3300-L1-D24
		AGP-3300S	AGP3300-S1-D24
		AGP-3300T	AGP3300-T1-D24
		AGP-3301L	AGP3301-L1-D24
		AGP-3301S	AGP3301-S1-D24
		AGP-3302B	AGP3302B-L1-D24
		AGP-3300L-FN1M	AGP3300-L1-D24-FN1M
		AGP-3300T-FN1M	AGP3300-T1-D24-FN1M
		AGP-3300L-D81	AGP3300-L1-D24-D81K
			AGP3300-L1-D24-D81C
		AGP-3300S-D81	AGP3300-S1-D24-D81K
			AGP3300-S1-D24-D81C
		AGP-3300T-D81	AGP3300-T1-D24-D81K
			AGP3300-T1-D24-D81C
		AGP-3300L-CA1M	AGP3300-L1-D24-CA1M
		AGP-3300S-CA1M	AGP3300-S1-D24-CA1M
		AGP-3300T-CA1M	AGP3300-T1-D24-CA1M
	GP-3400	AGP-3400S	AGP3400-S1-D24
		AGP-3400T	AGP3400-T1-D24
		AGP-3450T	AGP3450-T1-D24
		AGP-3400T-FN1M	AGP3400-T1-D24-FN1M
		AGP-3400S-D81	AGP3400-S1-D24-D81K
			AGP3400-S1-D24-D81C
		AGP-3400T-D81	AGP3400-T1-D24-D81K
			AGP3400-T1-D24-D81C
		AGP-3400S-CA1M	AGP3400-S1-D24-CA1M
	AGP-3400T-CA1M	AGP3400-T1-D24-CA1M	

Continued

Series Name		Model	Type
GP3000	GP-3500	AGP-3500L	AGP3500-L1-D24
		AGP-3500S	AGP3500-S1-D24
			AGP3500-S1-AF
		AGP-3500T	AGP3500-T1-D24
			AGP3500-T1-AF
		AGP-3510T	AGP3510-T1-D24
		AGP-3550T	AGP3550-T1-AF
		AGP-3560T	AGP3560-T1-AF
		AGP-3500T-FN1M	AGP3500-T1-D24-FN1M
			AGP3500-T1-AF-FN1M
		AGP-3500L-D81	AGP3500-L1-D24-D81C
		AGP-3500S-D81	AGP3500-S1-D24-D81K
			AGP3500-S1-D24-D81C
			AGP3500-S1-AF-D81K
			AGP3500-S1-AF-D81C
		AGP-3500T-D81	AGP3500-T1-D24-D81K
			AGP3500-T1-D24-D81C
			AGP3500-T1-AF-D81K
	AGP3500-T1-AF-D81C		
	AGP-3500S-CA1M	AGP3500-S1-D24-CA1M	
		AGP3500-S1-AF-CA1M	
	AGP-3500T-CA1M	AGP3500-T1-D24-CA1M	
		AGP3500-T1-AF-CA1M	
	AGP-3510T-CA1M	AGP3510-T1-D24-CA1M	
	GP-3600	AGP-3600T	AGP3600-T1-D24
			AGP3600-T1-AF
		AGP-3650T	AGP3650-T1-AF
		AGP-3600T-FN1M	AGP3600-T1-D24-FN1M
			AGP3600-T1-AF-FN1M
		AGP-3600T-D81	AGP3600-T1-D24-D81K
			AGP3600-T1-D24-D81C
			AGP3600-T1-AF-D81K
AGP3600-T1-AF-D81C			
AGP-3600T-CA1M	AGP3600-T1-D24-CA1M		
	AGP3600-T1-AF-CA1M		
GP-3700	AGP-3750T	AGP3750-T1-D24	
		AGP3750-T1-AF	

3.3.2 LT3000 Series

Series Name		Model	Type
LT3000	LT-3200	LT-3201A	LT3201-A1-D24-K
			LT3201-A1-D24-C
	LT-3300	LT-3300L	LT3300-L1-D24-K
			LT3300-L1-D24-C
		LT-3300S	LT3300-S1-D24-K
			LT3300-S1-D24-C
		LT-3301L	LT3301-L1-D24-K
			LT3301-L1-D24-C

3.3.3 IPC Series (PC/AT)

Series Name		Model	Type
IPC (PC/AT)	PC/AT	PC/AT	-
	PL	APL-3000B	APL3000-BD
			APL3000-BA
	PS	PS-2000B	PS2000B-41
		PS-3450A	PS3450A-T41-24V
			PS3450A-T41
		PS-3451A	PS3451A-T41-24V
		PS-3650A	PS3650A-T41
		PS-3651A	PS3651A-T41
		PS-3700A	PS3700A-T41-ASU-P41
		PS-3710A	PS3710A-T41
			PS3710A-T41-PA1
	PS-3711A	PS3711A-T41-24V	