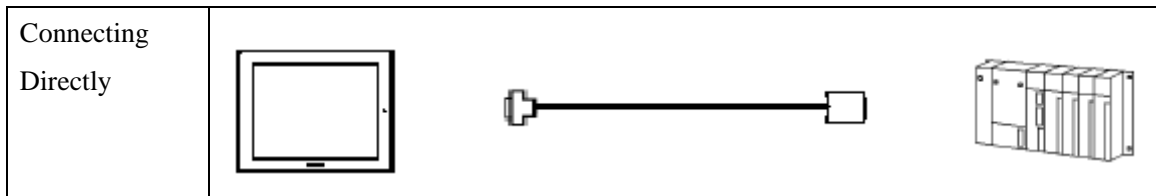



Mitsubishi <14> Mitsubishi Electric Corporation

Q Series (Q01 / Q00 / Q00J) CPU Direct + Link Unit Connection


System Structure



2-Port Adapter or the internal 2-Port cannot be used.






GP

Machine 	Model	Remark
GP	GP70 Series GP77/77R Series GP2000 Series	Excepting for handy types. The internal 2-Port feature is supported by only GP77/77R Series and GP2000 Series.
GLC	GLC2000 Series	2-Port Adapter and the internal 2-Port feature are not supported.

PLC





[Connecting Directly]

CPU 	Communication Method	Connection Cable 	GP 
Q00 Q01	RS-232C	Connection Method [1]	



Q00J cannot be connected directly.

[Using Serial Communication Unit]

CPU 	Serial Communication Unit 	Communication Method	Connection Cable 	GP 
Q00 Q01 Q00J	QJ71C24-R2	RS-232C	Connection Method [2]	
	QJ71C24	RS-232C		
		RS-422	Connection Method [3]	