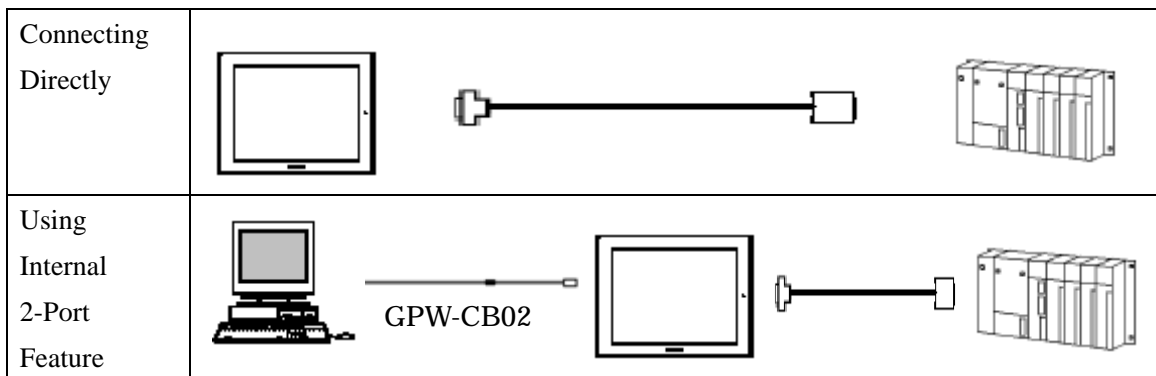



Mitsubishi <12> Mitsubishi Electric Corporation Q Series (A Mode) CPU Direct Connection

System Structure






2-Port Adapter cannot be used.

GP

| Machine  | Model | Remark |
|--|---|---|
| GP | GP70 Series GP77/77R Series GP2000 Series | Excepting for handy types. The internal 2-Port feature is supported by only GP77/77R Series and GP2000 Series. |
| GLC | GLC2000 Series | 2-Port Adapter and the internal 2-Port feature are not supported. |

PLC

| CPU  | Communication Method | Connection Cable  | GP  |
|--|----------------------|--|---|
| Q02-A Q02H-A Q06H-A | RS-232C | Connection Method | |