



Mitsubishi <11> Mitsubishi Electric Corporation
Q Series (Q Mode) + Link Unit Connection





System Structure



GP

Machine 	Model	Remark
GP	GP70 Series GP77/77R Series GP2000 Series	Excepting for handy types.
GLC	GLC2000 Series	

PLC

CPU 	Serial Communication Unit 	Communication Method	Connection Cable 	GP 
Q02 Q02H Q06H Q12H Q25H	QJ71C24-R2	RS-232C	Connection Method [1]	
	QJ71C24	RS-232C		
			RS-422	