



Mitsubishi <10> Mitsubishi Electric Corporation Q Series (A Mode) + Link Unit Connection





System Structure



GP

Machine 	Model	Remark
GP	GP70 Series GP77/77R Series GP2000 Series	Excepting for handy types.
GLC	GLC2000 Series	

PLC

CPU 	Computer Link I/F 	Communication Method	Connection Cable 	GP 
Q02-A Q02H-A Q06H-A	A1SJ71UC24-R2	RS-232C	Connection Method [1]	
	A1SJ71UC24-R4	RS-422	Connection Method [2]	