


## Mitsubishi <8> Mitsubishi Electric Corporation

### QnA Series + Link Unit (Medium) Connection





#### System Structure



#### GP

Machine 	Model	Remark
GP	GP70 Series GP77/77R Series GP2000 Series	Excepting for handy types.
GLC	GLC2000 Series	

#### PLC

CPU 	Computer Link Unit Serial Communication Unit 	Communication Method	Connection Cable 	GP 
Q2AS Q2ASH	A1SJ71QC24 (Serial Communication Unit)	RS-232C	<b>Connection Method</b> [1]	
	A1SJ71UC24 (Computer Link Unit)	RS-422	<b>Connection Method</b> [2]	
Q2AS-S1	A1SJ71UC24-R2 (Computer Link Unit)	RS-232C	<b>Connection Method</b> [1]	
	A1SJ71UC24-R4 (Computer Link Unit)	RS-422	<b>Connection Method</b> [2]	
	A1SJ71QC24N (Computer Link Unit)	RS-232C	<b>Connection Method</b> [1]	
		RS-422	<b>Connection Method</b> [2]	