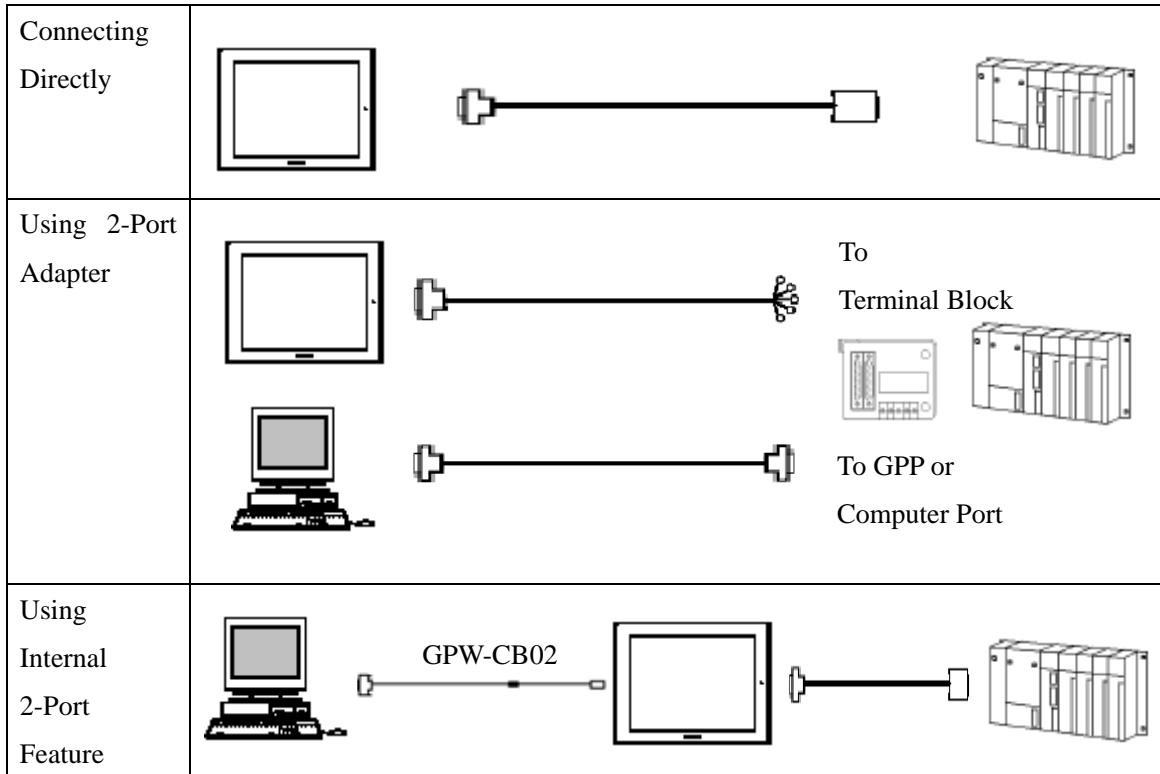


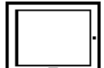
Mitsubishi <6> Mitsubishi Electric Corporation

A Series (AnN/AnS) CPU Direct Connection

System Structure






GP





Machine 	Model	Remark
GP	GP70 Series GP77/77R Series GP2000 Series	Excepting for handy types. The internal 2-Port feature is supported by only GP77/77R Series and GP2000 Series.
GLC	GLC2000 Series	2-Port Adapter and the internal 2-Port feature are not supported.

PLC



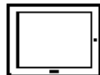
[Connecting Directly]

CPU 	Communication Method	Connection Cable 	GP 
A1N, A2N, A3N, A3H	RS-422	Connection Method [1]	
A1FX	RS-232C	Connection Method [2]	

[Using 2-Port Adapter]

CPU 	Adapter 	Communication Method	Connection Cable 	GP 
A1S, A2N, A3H, A3N	GP070-MD11	RS-422	Connection Method [3]	
A1FX				

[Using Internal 2-Port Feature]

CPU 	Communication Method	Connection Cable 	GP 
A1S, A2N, A3H, A3N	RS-232C	Connection Method [1]	GP77/77R Series GP2000 Series
	RS-422		