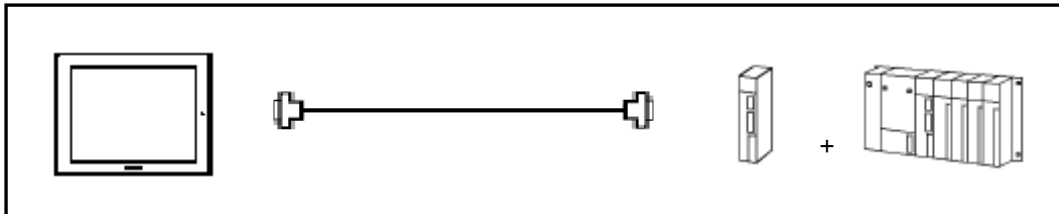



Mitsubishi <5> Mitsubishi Electric Corporation A Series (AnS/AnSH/A0J2) + Link Unit (Medium) Connection





System Structure



GP

Machine 	Model	Remark
GP	GP70 Series GP77/77R Series GP2000 Series	Excepting for handy types.
GLC	GLC2000 Series	

PLC

CPU 	Computer Link Unit 	Communication Method	Connection Cable 	GP 
AOJ2 AOJ2H	AOJ2-C214-S1	RS-422	Connection Method [2]	
A1S	A1SJ71C24-R2 A1SJ71UC24-R2	RS-232C	Connection Method [1]	
	A1SJ71C24-R4	RS-422	Connection Method [2]	
A1SJ, A2SH, A1SH	A1SJ71UC24-R4	RS-422	Connection Method [2]	
	A1SJ71UC24-R2	RS-232C	Connection Method [1]	
A2CCPU24	Link Unit on CPU Unit	RS-232C	Connection Method [1]	