



Mitsubishi <4> Mitsubishi Electric Corporation

A Series (AnN) + Link Unit (Large) Connection

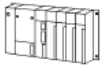



System Structure



GP

Machine 	Model	Remark
GP	GP70 Series GP77/77R Series GP2000 Series	Excepting for handy types.
GLC	GLC2000 Series	

PLC

CPU 	Computer Link Unit 	Communication Method	Connection Cable 	GP 
A1N A2N A3N	AJ71C24 AJ71C24-S3 AJ71C24-S6 AJ71C24-S8 AJ71UC24 *1	RS-232C	Connection Method [1]	
		RS-422	Connection Method [2]	

*1: AJ71UC24 has been confirmed its connection only with A2N.