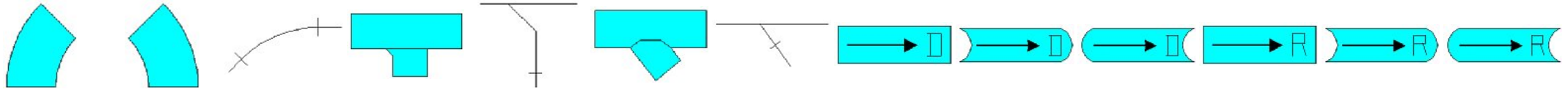




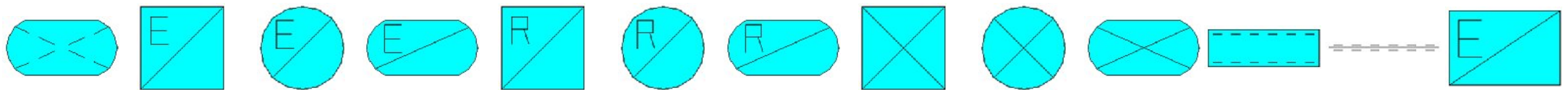
[Angle elbow 1](#) [Angle elbow 10](#) [Angle elbow 11](#) [Angle elbow 12](#) [Angle elbow 13](#) [Angle elbow 14](#) [Angle elbow 15](#) [Angle elbow 16](#) [Angle elbow 2](#) [Angle elbow 3](#) [Angle elbow 4](#) [Angle elbow 5](#) [Angle elbow 6](#)



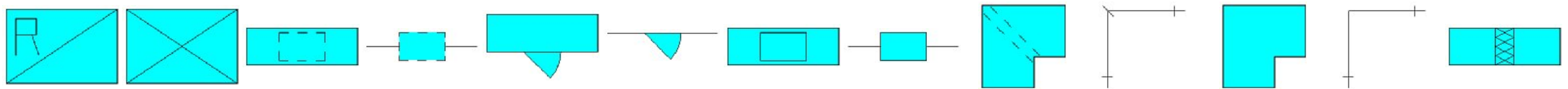
[Angle elbow 7](#) [Angle elbow 8](#) [Angle elbow 9](#) [Branch takeoff 1](#) [Branch takeoff 2](#) [Branch takeoff 3](#) [Branch takeoff 4](#) [Change in duct elevation - drop 1](#) [Change in duct elevation - drop 2](#) [Change in duct elevation - drop 3](#) [Change in duct elevation - rise 1](#) [Change in duct elevation - rise 2](#) [Change in duct elevation - rise 3](#)



[Conical branch 1](#) [Conical branch 2](#) [Damper 1](#) [Damper 2](#) [Duct air flow direction](#) [Duct elbow turning away - exhaust duct 1](#) [Duct elbow turning away - exhaust duct 2](#) [Duct elbow turning away - exhaust duct 3](#) [Duct elbow turning away - return duct 1](#) [Duct elbow turning away - return duct 2](#) [Duct elbow turning away - return duct 3](#) [Duct elbow turning away - supply duct 1](#) [Duct elbow turning away - supply duct 2](#)



[Duct elbow turning away - supply duct 3](#) [Duct elbow turning toward - exhaust duct 1](#) [Duct elbow turning toward - exhaust duct 2](#) [Duct elbow turning toward - exhaust duct 3](#) [Duct elbow turning toward - return duct 1](#) [Duct elbow turning toward - return duct 2](#) [Duct elbow turning toward - return duct 3](#) [Duct elbow turning toward - supply duct 1](#) [Duct elbow turning toward - supply duct 2](#) [Duct elbow turning toward - supply duct 3](#) [Duct lining 1](#) [Duct lining 2](#) [Duct section, exhaust](#)



[Duct section, return](#) [Duct section, supply](#) [Duct with bottom access door 1](#) [Duct with bottom access door 2](#) [Duct with side access door 1](#) [Duct with side access door 2](#) [Duct with top access door 1](#) [Duct with top access door 2](#) [Elbow with turning vanes 1](#) [Elbow with turning vanes 2](#) [Elbow without turning vanes 1](#) [Elbow without turning vanes 2](#) [Flexible connection 1](#)

ASHRAE Ducts

