

USB Data Transfer Cable CA3-USBCB-01 Installation Guide

Safety Precautions

This guide contains a variety of safety markings related to the safe and correct operation of the USB Data Transfer Cable. Be sure to read this guide and any related manuals carefully to fully understand how to correctly use this cable.

■ Safety Symbol

This guide uses the following safety-related symbol. Please pay attention to this symbol and follow the instructions given.



Indicates situations that may result in major machine damage, severe bodily injury, or death if the instructions are not followed.



- Do not disassemble or remodel this cable in any way. Doing so may cause an electric shock or fire.
- Do not use this cable in areas where flammable gases are present. Doing so may cause an explosion.

■ To Prevent USB Data Transfer Cable Damage


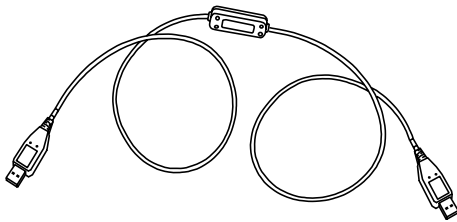
- Do not use the USB Data Transfer Cable at temperatures outside the range specified in this guide.
- Do not use or store this cable at very high temperatures.
- Do not use or store this cable in direct sunlight or excessively dusty or dirty environments.
- Do not use or store this cable in an environment where it may be exposed to chemical vapors or fumes.

- Do not allow water to enter the connector. Also, do not touch the connector if your hands are wet. Doing so may cause an electric shock.
- Do not connect or disconnect the USB Data Transfer Cable during data transfer. Doing so may cause a data communication error.

Package Contents

■ USB Data Transfer Cable (1)
(CA3-USBCB-01)

■ Installation Guide
(This Guide)



This unit has been carefully packed, with special attention to quality. However, if for any reason you find any of the contents of this package damaged or missing, please contact your local Pro-face representative immediately.

Compatible OS Types

This cable is compatible with the following OS types.

Microsoft® Windows® 2000, Microsoft® Windows® XP

The USB Data Transfer Cable's driver is contained on the CD-ROM of the screen creation software used for your AGP unit; such as Pro-Designer.

For driver installation instructions, please refer to this software's online help.

The USB Data Transfer Cable (CA3-USBCB-01) is NOT compatible with GP-PRO/PBIII C-Package.

Corresponding Products

The USB Data Transfer Cable can be used with the following units:

Corresponding product: AGP-3000 Series units

1 Specifications

■ General

I/F Type	USB (Specification Rev1.1)
Connector Type	USB (Series A Plug)

■ Electrical

Rated Voltage	5V DC (Powered from USB bus)
Power Consumption	0.7W (Max)

■ Environmental

Ambient Temperature	0°C to 50°C
Storage Temperature	-10°C to +60°C
Ambient Humidity	10% to 90%RH (No condensation, wet bulb temperature: 39°C or less)
Storage Humidity	10% to 90%RH (No condensation, wet bulb temperature: 39°C or less)

■ External

Weight	180g or less
External Dimensions (Cable length)	2.05m +/- 0.1m

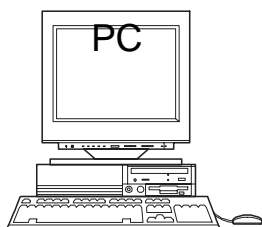
IMPORTANT

- *The AGP unit and PC signals are not insulated.*
- *Extending the length of the cable via a USB extension cord can degrade (weaken) signals, possibly causing an error. As a result, do not extend the length of the Data Transfer Cable.*

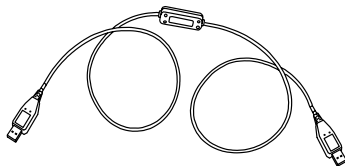
2 Installation

The USB Data Transfer Cable is attached to a personal computer's USB port. The cable's other connector should be attached to the AGP unit's USB port.

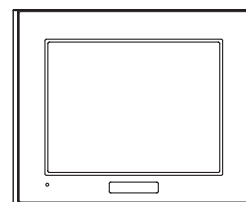
Also, this cable's connectors are exactly the same. Connecting either connector to either unit will not cause any problems.



CA3-USBCB-01



AGP



IMPORTANT

- *When connecting the USB Data Transfer Cable to your PC or to the AGP, be sure to insert the cable's connector at the correct 90° angle. Failure to do so may damage either the connector or the main unit.*
- *Since the data transfer cable's connector case is metal, be sure it does not contact the charged section of any other equipment.*

The USB Data Transfer Cable's driver is contained on the CD-ROM of the screen creation software used for your AGP unit; such as Pro-Designer.

For driver installation instructions, please refer to this software's online help.

The USB Data Transfer Cable (CA3-USBCB-01) is NOT compatible with GP-PRO/PBIII C-Package.

3 Troubleshooting

The following table describes errors that may occur when using the USB Data Transfer Cable, and their possible solutions.

Problem/ Symptom	Solution
USB Data Transfer Cable is not recognized.	Connect the USB Data Transfer cable correctly, or restart your PC. Also, when connecting a USB hub, be sure to connect it directly to the USB port.
Unable to use the USB Data Transfer Cable after connecting it to a USB hub.	The power supplied from the hub may be insufficient. Check that the hub is self-powered.
	Connect the USB Data Transfer Cable directly to the USB port.
	Confirm that the USB Data Transfer Cable conforms to USB Specification Rev. 1.1 or later.
After installation, a "?" is displayed when confirming the cable's status via the Device Manager.	The driver has not been installed correctly. Uninstall the driver and then re-install it.

Although this USB Data Transfer Cable has been thoroughly tested, occasionally data transfer may not be possible due to USB-related device incompatibility or your PC's system design.

Notice

Be aware that the Digital Electronics Corporation shall not be held liable for any real or estimated damages or losses, or third party claims resulting from the use of this product.

All Company/Manufacturer names used in this installation guide are the registered trademarks of those companies.